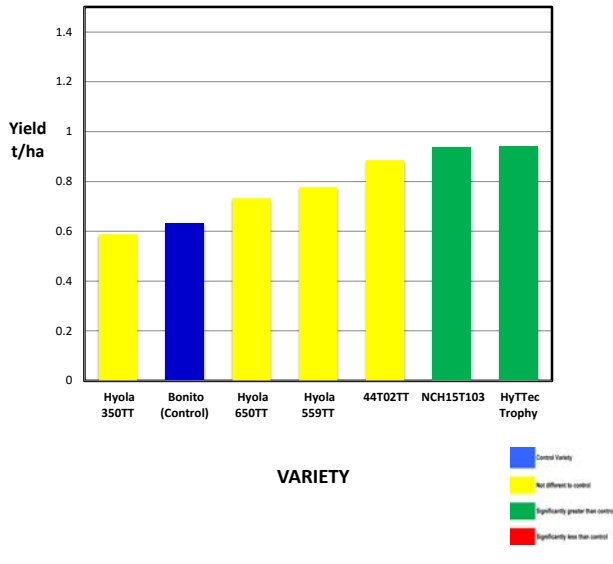
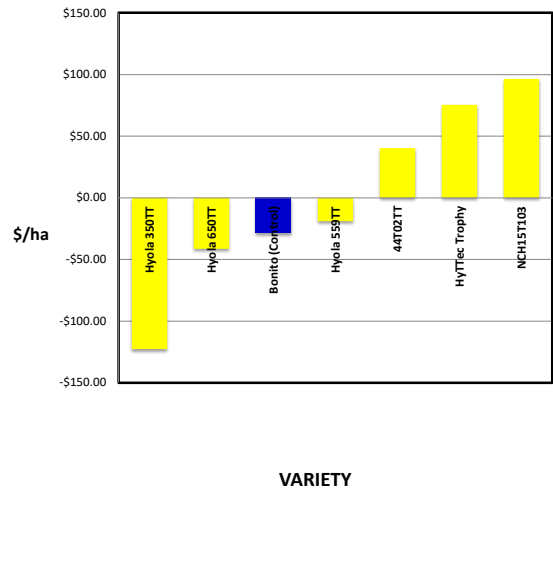


**2018 SEPWA Canola Variety Trial  
 Triazine Tolerant  
 Hassad, Beaumont**



**2018 SEPWA Triazine Canola Variety Trial  
 Farmanco Income Ranking – Variety vs Site Average  
 Hassad, Beaumont**



Variety	Triat	Maturity	Yield (t/ha)	% of Bonito	Protein %	Oil %	Farmanco Economic Ranking
Hyola 350TT	Triazine, Hybrid	Early	0.588	93%	26.6	44.7	\$183.34
<b>Bonito (Control)</b>	<b>Triazine, Open</b>	<b>Early - Early Mid</b>	<b>0.633</b>	<b>100%</b>	<b>25.5</b>	<b>44.5</b>	<b>\$277.42</b>
Hyola 650TT	Triazine, Hybrid	Mid- long season	0.732	116%	24.9	44.3	\$264.69
Hyola 559TT	Triazine, Hybrid	Mid - Mid Early	0.776	123%	26.5	43.9	\$287.06
44T02TT	Triazine, Hybrid	Early - Mid	0.885	140%	25.6	43.3	\$346.43
NCH15T103	Triazine, Hybrid	Early - Mid	0.939	148%	21.3	46.0	\$402.51
HyTTec Trophy	Triazine, Hybrid	Early - Mid	0.942	149%	23.2	43.5	\$381.53

*Yield, Protein and Oil adjusted for moisture - average moisture 6.2%*

Site Mean (t/ha) 0.739  
 Probability 0.085  
 Least significant difference 5% 0.258  
 CV % 6.8

**Site Details**

Soil Description: Sandy Loam  
 Date Sown: Thursday, 19 April 2018  
 Harvest Date: Wednesday, 28 November 2018  
 Seeding Rate: 3.0 kg/ha

**Plot Dimensions**

Length (m) 200  
 Width (m) 12  
 Plot Area (ha) 0.24  
 Conversion Factor 4.17

**Rainfall Data**

Growing Season (mm) 299.3  
 Site Yield (t/ha) 0.739  
 kg/mm - Rainfall 2.5

RAINFALL 2018 (mm)	Cumulative Growing Season Rainfall	
	mm	mm
January	1.2	
February	86.6	
March	22.1	
April	7	7
May	19	26
June	29.3	55.3
July	30.9	86.2
August	120.4	206.6
September	34.4	241
October	58.3	299.3
Total	409.2	

Station: Sparkle Hill



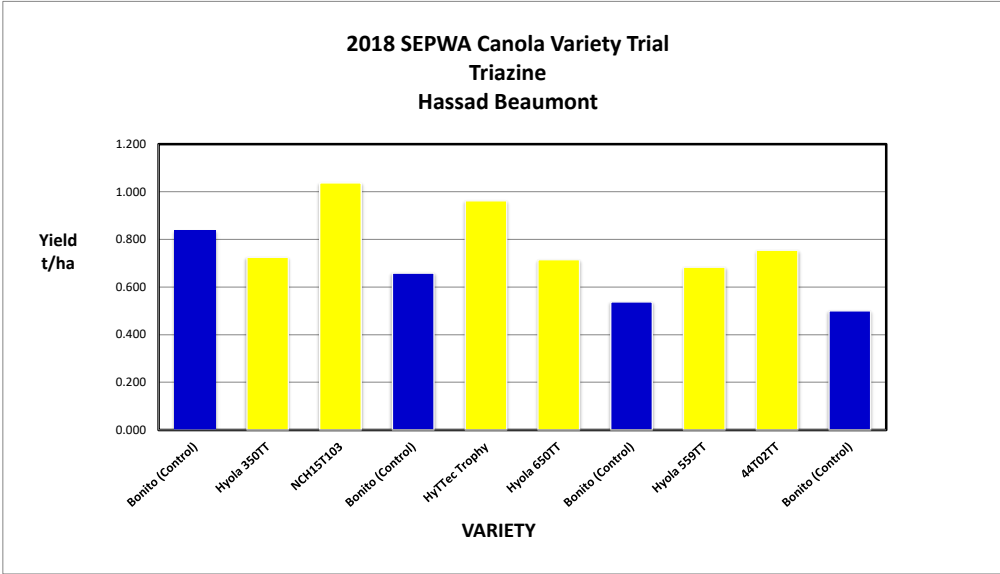
**PLATINUM SPONSORS**



**DIAMOND SPONSORS**



Seed Company Sponsors: AGT, Intergrain, Nuseed, SeedNet, DuPont Pioneer, Bayer



Plot	Variety!	Yield (t/ha)	% of Site Mean
1	Bonito (Control)	0.838	113%
2	Hyola 350TT	0.725	98%
3	NCH15T103	1.038	140%
4	Bonito (Control)	0.658	89%
5	HyT Tec Trophy	0.963	130%
6	Hyola 650TT	0.715	96%
7	Bonito (Control)	0.538	73%
8	Hyola 559TT	0.683	92%
9	44T02TT	0.754	102%
10	Bonito (Control)	0.500	67%



**Soil Description:** Sandy Loam  
**Date Sown:** Thursday, 19 April 2018  
**Harvest Date:** Wednesday, 28 November 2018  
**Seeding Rate:** 3.0 kg/ha

**Site Mean (t/ha)** 0.741  
**Probability** 0.084  
**Least significant difference 5%** 0.2579  
**CV %** 6.8

**Plot Dimensions**

Length (m)	Width (m)	Area (m2)	Conversion Factor
200	12	0.24	4.17

**PLATINUM SPONSORS**



**DIAMOND SPONSORS**



**Seed Company Sponsors: AGT, Intergrain, Nuseed, SeedNet, DuPont Pioneer, Bayer**



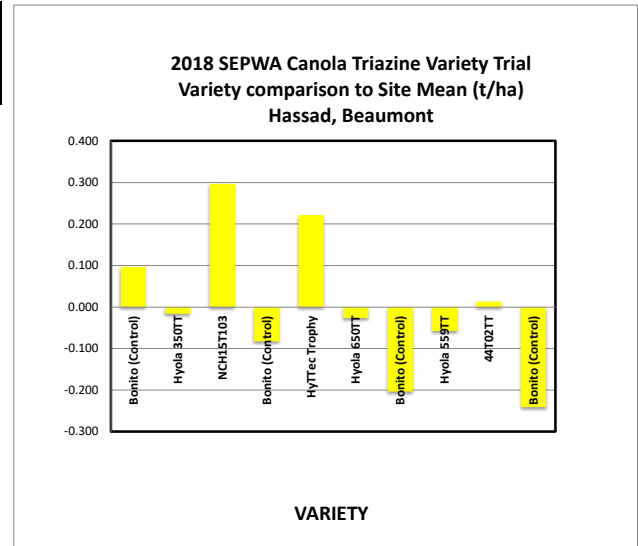
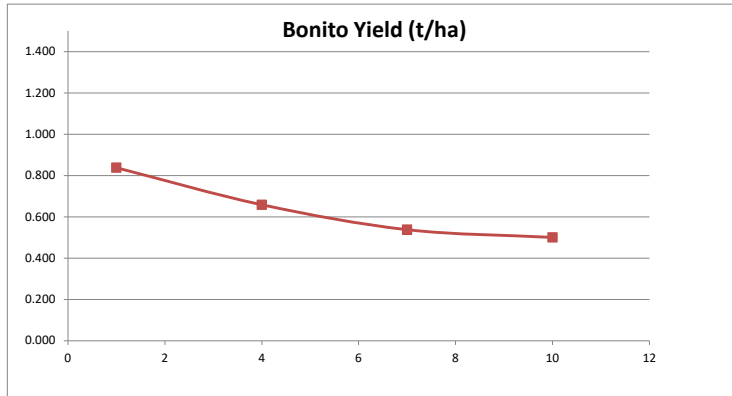
## HARVEST DATA - SEPWA - Canola (Triazine) - Hassad, Beaumont

### Harvest date - 28th November 2018

Plot	Variety!	Plot Length	Plot Width	Area (ha)	Weight (kgs)	Yield (t/ha)	Plot 2	% of Site Mean
1	Bonito (Control)	200	12	0.24	201	0.838	1	113%
2	Hyola 350TT	200	12	0.24	174	0.725	4	98%
3	NCH15T103	200	12	0.24	249	1.038	9	140%
4	Bonito (Control)	200	12	0.24	158	0.658	16	89%
5	HyTTec Trophy	200	12	0.24	231	0.963	25	130%
6	Hyola 650TT	200	12	0.24	171.5	0.715	36	96%
7	Bonito (Control)	200	12	0.24	129	0.538	49	73%
8	Hyola 559TT	200	12	0.24	164	0.683	64	92%
9	44T02TT	200	12	0.24	181	0.754	81	102%
10	Bonito (Control)	200	12	0.24	120	0.500	100	67%

Average of Yield (t/ha)	
Variety!	Total
Bonito (Control)	0.633
Hyola 559TT	0.683
Hyola 650TT	0.715
Hyola 350TT	0.725
44T02TT	0.754
HyTTec Trophy	0.963
NCH15T103	1.038
Grand Total	0.741

Plot	Variety!	Plot Length	Plot Width	Area (ha)	Weight (kgs)	Yield (t/ha)	Plot 2	% of Site Mean
1	Bonito (Control)	200	12	0.24	201	0.838	1	113%
4	Bonito (Control)	200	12	0.24	158	0.658	16	89%
7	Bonito (Control)	200	12	0.24	129	0.538	49	73%
10	Bonito (Control)	200	12	0.24	120	0.500	100	67%



**PLATINUM SPONSORS**



**DIAMOND SPONSORS**



**Seed Company Sponsors: AGT, Intergrain, Nuseed, SeedNet, DuPont Pioneer, Bayer**