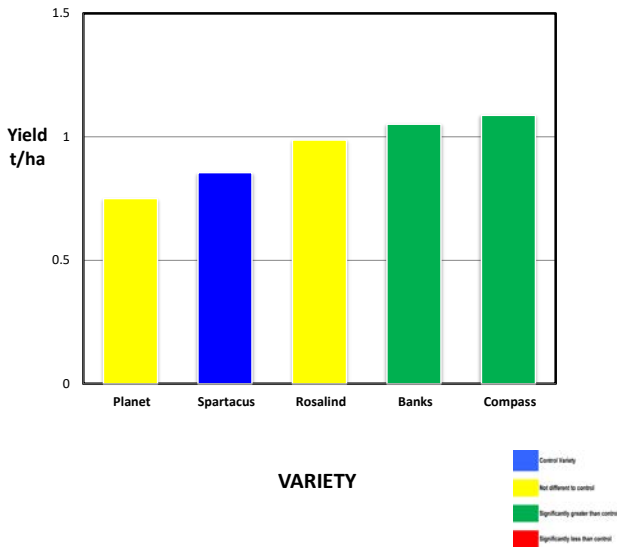
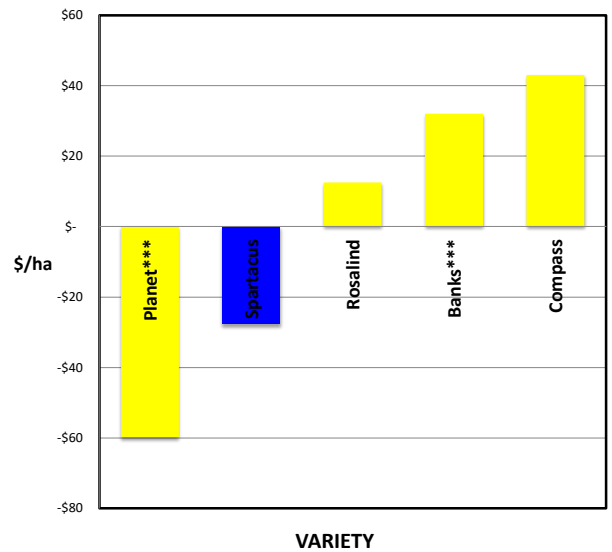


2018 SEPWA BARLEY Variety Trial R Nornish, Ravensthorpe



2018 SEPWA BARLEY Variety Trial Farmanco Income Ranking – Variety vs Site Average R Nornish, Ravensthorpe



Variety	Maturity	Yield (t/ha)	% of Spartacus	Protein %	Colour	Hect kg/ha	Screenings %	Grade	Farmanco Economic Ranking
Planet***	Mid-season	0.750	88%	16.6	55	66	42.8	BFED1	\$ 229
Spartacus	Early Season	0.855	100%	16.6	54	66	37.7	BFED1	\$ 261
Rosalind	Mid-season	0.987	115%	16.0	54	63	34.1	BFED1	\$ 301
Banks***	Early - Mid season	1.051	123%	14.9	56	65	49.5	BFED1	\$ 321
Compass	Mid-season	1.087	127%	15.1	54	64	24.3	BFED1	\$ 332

*** denotes under Malt evaluation

Site Mean (t/ha)	0.905
Probability	0.036
Least significant difference 5%	0.159
CV %	4.8

Site Details

Soil Description: Sandy Loam
 Date Sown: Wednesday, 6 June 2018
 Date Harvested: Monday, 10 December 2018
 Seeding Rate: 70 kg/ha

Plot Dimensions

Length (m)	300
Width (m)	12.8
Plot Area (ha)	0.38
Conversion Factor	2.60

Rainfall Data

Growing Season (mm)	151.5
Site Yield (t/ha)	0.905
kg/mm - Rainfall	5.97

RAINFALL 2018 (mm)	January			
	February			
	March			
	April	151.5	151.5	Cumulative Growing Season Rainfall
	May		151.5	
	June		151.5	
	July		151.5	
	August		151.5	
	September		151.5	
	October		151.5	
	Total		151.5	

Station: R Nornish Ravensthorpe



PLATINUM SPONSORS

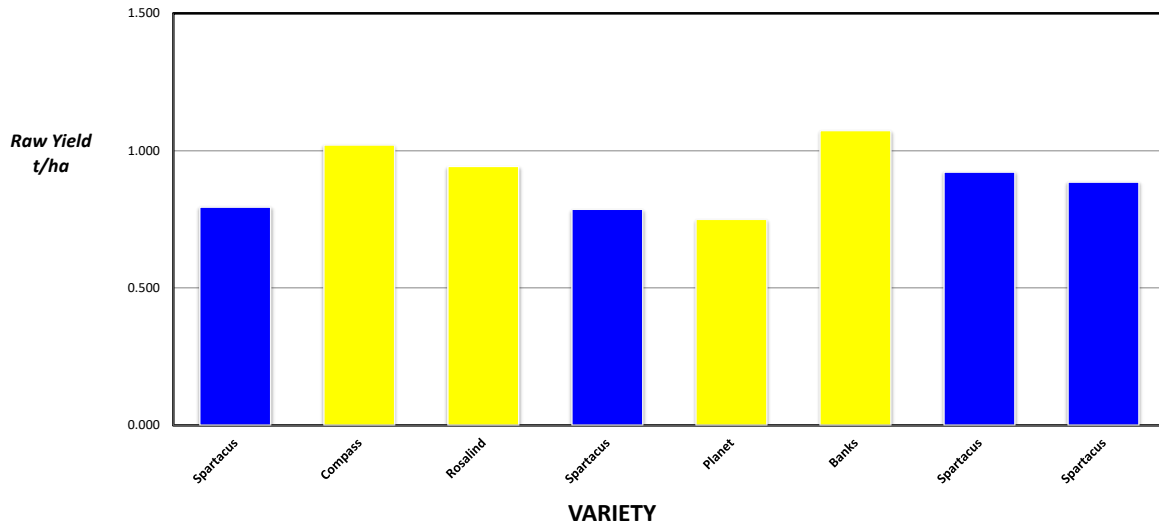


DIAMOND SPONSORS



Seed Company Sponsors: AGT, Intergrain, Nuseed, SeedNet, DuPont Pioneer, Bayer

2018 SEPWA BARLEY Variety Trial R Nornish, Ravensthorpe



Plot	Variety!	Yield (t/ha)	% of Site Mean
1	Spartacus	0.794	89%
2	Compass	1.021	114%
3	Rosalind	0.943	105%
4	Spartacus	0.786	88%
5	Planet	0.750	84%
6	Banks	1.073	120%
7	Spartacus	0.922	103%
8	Spartacus	0.885	99%

Statistical Analysis

Site Mean (t/ha)	0.905
Probability	0.036
Least significant difference 5%	0.1588
CV %	4.8

Site Details

Soil Description: Sandy Loam
 Date Sown: Wednesday, 6 June 2018
 Date Harvested: Monday, 10 December 2018
 Seeding Rate: 70 kg/ha

Plot Dimensions

Length (m)	Width (m)	Area (m ²)	Conversion Factor
300	12.8	0.384	2.6



PLATINUM SPONSORS



DIAMOND SPONSORS



Seed Company Sponsors: AGT, Intergrain, Nuseed, SeedNet, DuPont Pioneer, Bayer

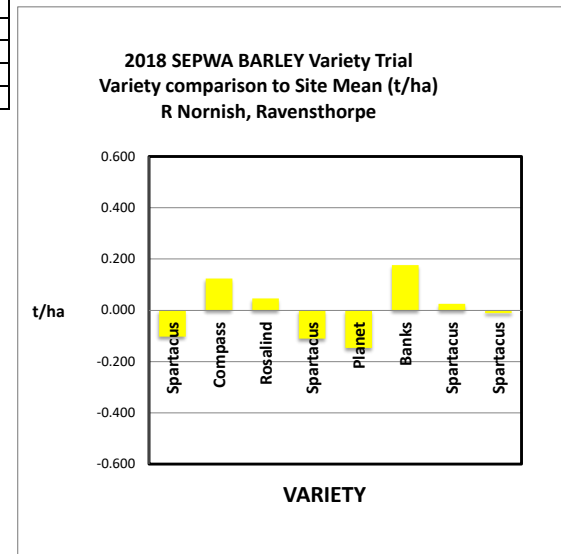
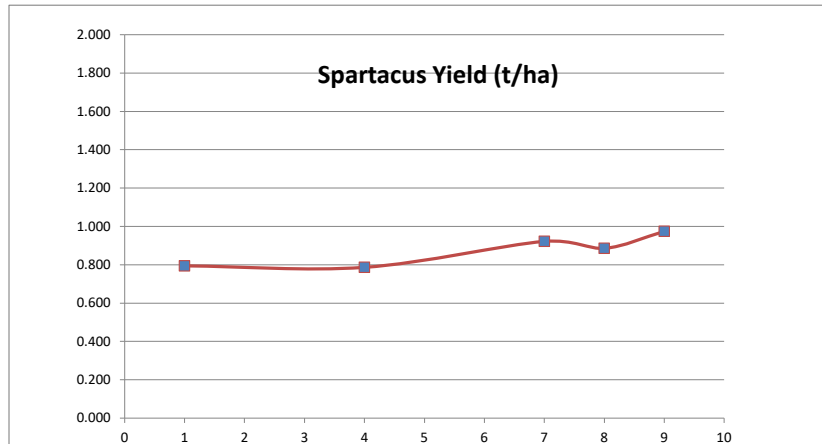
HARVEST DATA - SEPWA Barley Variety Trial - R Nornish, Ravensthorpe Harvested - 10th December, 2018



Plot	Variety!	Plot Length	Plot Width	Area (ha)	Weight (kgs)	Yield (t/ha)	Plot 2	% of Site Mean
1	Spartacus	300	12.8	0.384	305	0.794	1	89%
2	Compass	300	12.8	0.384	392	1.021	4	114%
3	Rosalind	300	12.8	0.384	362	0.943	9	105%
4	Spartacus	300	12.8	0.384	302	0.786	16	88%
5	Planet	300	12.8	0.384	288	0.750	25	84%
6	Banks	300	12.8	0.384	412	1.073	36	120%
7	Spartacus	300	12.8	0.384	354	0.922	49	103%
8	Spartacus	300	12.8	0.384	340	0.885	64	99%
9	Spartacus	300	12.8	0.384	374	0.974	81	109%

Average of Yield (t/ha)	
Variety!	Total
Planet	0.750
Spartacus	0.847
Rosalind	0.943
Compass	1.021
Banks	1.073
Grand Total	0.897

Plot	Variety!	Plot Length	Plot Width	Area (ha)	Weight (kgs)	Yield (t/ha)	Plot 2	% of Site Mean
1	Spartacus	300	12.8	0.384	305	0.794	1	89%
4	Spartacus	300	12.8	0.384	302	0.786	16	88%
7	Spartacus	300	12.8	0.384	354	0.922	49	103%
8	Spartacus	300	12.8	0.384	340	0.885	64	99%
9	Spartacus	300	12.8	0.384	374	0.974	81	109%



PLATINUM SPONSORS



DIAMOND SPONSORS



Seed Company Sponsors: AGT, Intergrain, Nuseed, SeedNet, DuPont Pioneer, Bayer