SOUTH EAST PREMIUM WHEAT GROWERS ASSOCIATION
SEPWA
SOUTH EAST PREMIUM WHEAT GROWERS ASSOCIATION

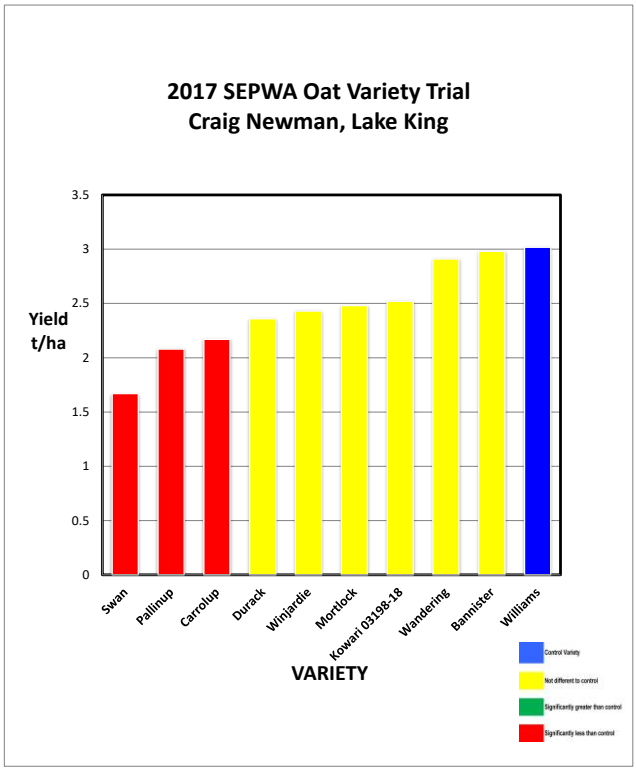

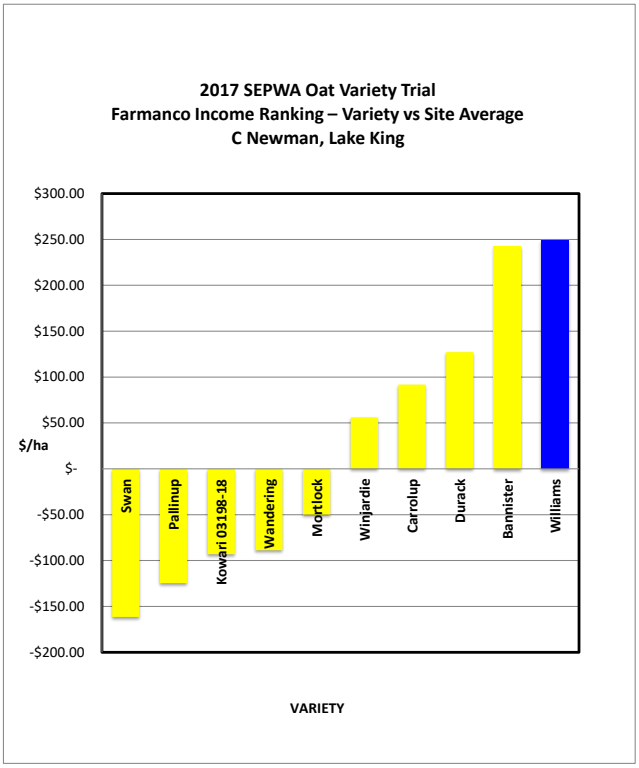

Variety	Maturity	Purpose	Yield (t/ha)	% of Williams	Protein %	Hect kg/hl	Screenings %	Grade	Farmanco Economic Ranking
Swan	Mid-season	Fed Variety	1.670	55%	9.0	50.4	1.2	FED	$ 150.30
Pallinup	Mid-season	Fed Variety	2.080	69%	10.1	50.6	1.2	FED	$ 187.20
Carrolup	Early-mid maturity	Dual Purpose	2.170	72%	10.0	56.1	1.7	OAT 1	$ 403.62
Durack	Early Maturity	Milling variety	2.360	78%	10.4	53.9	2.6	OAT 1	$ 438.96
Winjardie	Late maturing	Fed Variety	2.430	81%	9.2	51.7	1.9	FED	$ 218.70
Mortlock	Mid-season	Fed Variety	2.480	82%	9.9	52.7	1.1	FED	$ 223.20
Kowari 03198-18	Mid-season	Milling variety	2.520	83%	10.1	49.8	1.2	OAT 2	$ 367.92
Wandering	Mid-season	Fed Variety	2.910	96%	9.4	53.1	1.3	FED	$ 261.90
Bannister	Mid-season	Milling variety	2.980	99%	9.4	53.9	1.1	OAT 1	$ 554.28
Williams	Early-mid maturity	Milling variety	3.018	100%	9.6	52.7	1.4	OAT 1	$ 561.35

P8 Swan - fallen over - bad lodging

Site Mean (t/ha)	2.647
Probability	0.068
Least significant difference 5%	0.7523
CV %	10.2

OAT 1 Min kg/hl 51 Screenings less than 10%
OAT 2 Min kg/hl 49 Screenings less than 10%
Farmanco Ranking - OAT 1 and OAT 2 delivered to Kwinana

Site Details

Soil Description:	Sandy Gravel
Date Sown:	Tuesday, 5 December 2017
Date Harvested	Wednesday, 25 October 2017
Seeding Rate:	65 kg/ha

Plot Dimenstions

Length (m)	220
Width (m)	18.0
Plot Area (ha)	0.40
Conversion Factor	2.53

Rainfall Data

Growing Season (mm)	223.4
Site Yield (t/ha)	2.647
kg/mm - Rainfall	**11.85**

RAINFALL 2017 (mm)			Cumulative Growing Season Rainfall
	January	26.6	
	February	175.2	
	March	23.6	
	April	4.4	4.4
	May	14	18.4
	June	25.2	43.6
	July	54.2	97.8
	August	51.6	149.4
	September	43.2	192.6
	October	30.8	223.4
	November	15	
	December	4.4	
	Total	468.2	

Station: DAFWA Dragon Rocks

PLATINUM SPONSORS

Rabobank
INTERFLOUR
CBHGROUP
SUMMIT FERTILIZERS A Quality Choice

DIAMOND SPONSORS

Farm WEEKLY
syngenta
farm & general

Seed Company Sponsors: AGT, Intergrain, Pacific Seeds, SeedNet, Nuseed, DuPont Pioneer, Bayer

2017 SEPWA Oat Variety Trial
Craig Newman, Lake King

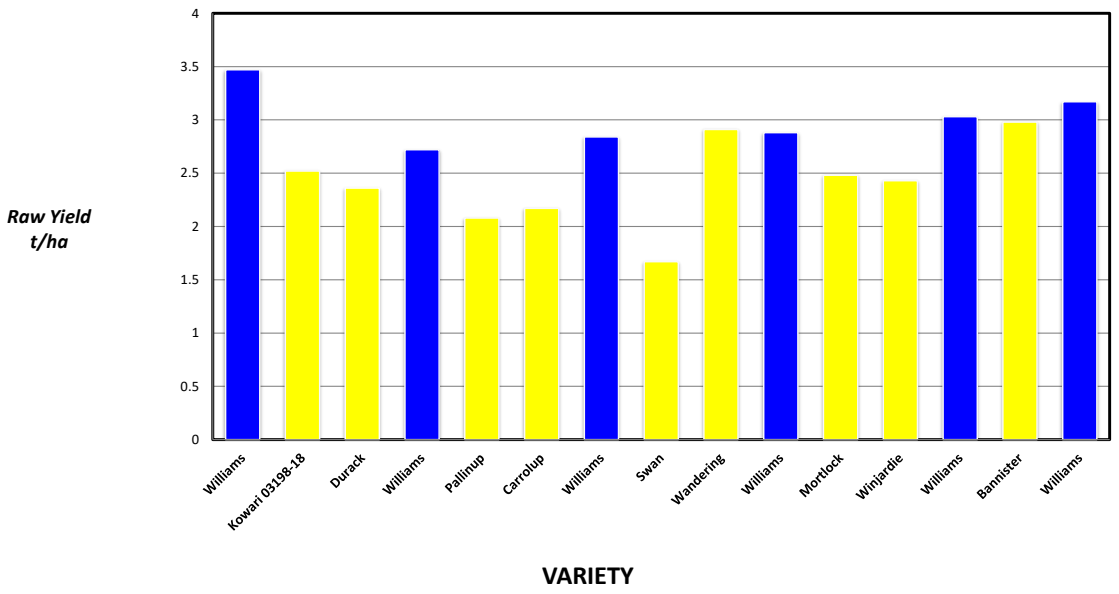

Plot	Variety!	Yield (t/ha)	% of Site Mean
1	**Williams**	**3.47**	**131%**
2	Kowari 03198-18	2.52	95%
3	Durack	2.36	89%
4	**Williams**	**2.72**	**103%**
5	Pallinup	2.08	79%
6	Carrolup	2.17	82%
7	**Williams**	**2.84**	**107%**
8	Swan	1.67	63%
9	Wandering	2.91	110%
10	**Williams**	**2.88**	**109%**
11	Mortlock	2.48	94%
12	**Winjardie**	**2.43**	**92%**
13	**Williams**	**3.03**	**114%**
14	**Bannister**	**2.98**	**113%**
15	**Williams**	**3.17**	**120%**

P8 Swan - fallen over - bad lodging

Site Details

Soil Description:	Sandy Gravel
Date Sown:	Tuesday, 5 December 2017
Date Harvested	Wednesday, 25 October 2017
Seeding Rate:	65 kg/ha

Statistical Analysis

Site Mean (t/ha)	2.647
Probability	0.068
Least significant difference 5%	0.7523
CV %	10.2

Plot Dimensions

Length (m)	Width (m)	Area (m2)	Conversion Factor
220	18	0.396	2.53

PLATINUM SPONSORS

Rabobank, INTERFLOUR, CBHGROUP, SUMMIT FERTILIZERS A Quality Choice

DIAMOND SPONSORS

Farm WEEKLY, syngenta, farm & general

Seed Company Sponsors: AGT, Intergrain, Pacific Seeds, SeedNet, Nuseed, DuPont Pioneer, Bayer

HARVEST DATA - SEPWA Oat Variety Trial - C Newman, Lake King
Harvested 5th December, 2017

Plot	Variety!	Plot Length	Plot Width	Area (ha)	Weight (kgs)	Yield (t/ha)	Plot 2	% of Site Mean
1	Williams	220	18	0.396	**1374**	**3.470**	1	**131%**
2	Kowari 03198-18	220	18	0.396	**998**	**2.520**	4	**95%**
3	Durack	220	18	0.396	**935**	**2.360**	9	**89%**
4	Williams	220	18	0.396	**1077**	**2.720**	16	**103%**
5	Pallinup	220	18	0.396	**824**	**2.080**	25	**79%**
6	Carrolup	220	18	0.396	**859**	**2.170**	36	**82%**
7	Williams	220	18	0.396	**1125**	**2.840**	49	**107%**
8	Swan	220	18	0.396	**661**	**1.670**	64	**63%**
9	Wandering	220	18	0.396	**1152**	**2.910**	81	**110%**
10	Williams	220	18	0.396	**1140**	**2.880**	100	**109%**
11	Mortlock	220	18	0.396	**982**	**2.480**	121	**94%**
12	Winjardie	220	18	0.396	**962**	**2.430**	144	**92%**
13	Williams	220	18	0.396	**1200**	**3.030**	169	**114%**
14	Bannister	220	18	0.396	**1180**	**2.980**	196	**113%**
15	Williams	220	18	0.396	**1255**	**3.170**	225	**120%**

P8 Swan - fallen over - bad lodging

Average of Yield (t/ha)	
Variety!	Total
Swan	1.670
Pallinup	2.080
Carrolup	2.170
Durack	2.360
Winjardie	2.430
Mortlock	2.480
03198-18	2.520
Wandering	2.910
Bannister	2.980
Williams	3.018
Average of Yield (t/ha)	2.647

Plot	Variety!	Plot Length	Plot Width	Area (ha)	Weight (kgs)	Yield (t/ha)	Plot 2	% of Site Mean
1	Williams	220	18	0.396	**1374**	**3.470**	1	**131%**
4	Williams	220	18	0.396	**1077**	**2.720**	16	**103%**
7	Williams	220	18	0.396	**1125**	**2.840**	49	**107%**
10	Williams	220	18	0.396	**1140**	**2.880**	100	**109%**
13	Williams	220	18	0.396	**1200**	**3.030**	169	**114%**
15	Williams	220	18	0.396	**1255**	**3.170**	225	**120%**

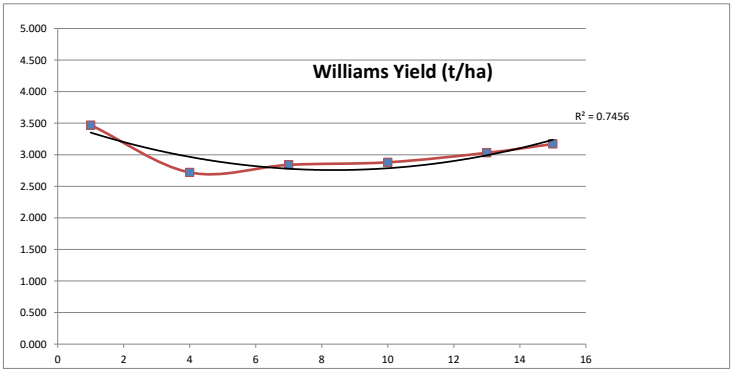

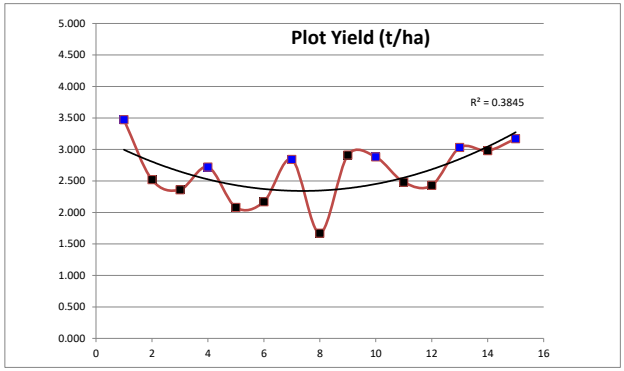

PLATINUM SPONSORS

Rabobank

INTERFLOUR

CBHGROUP , SUMMIT FERTILIZERS A Quality Choice

DIAMOND SPONSORS

Farm WEEKLY syngenta farm & general

Seed Company Sponsors: AGT, Intergrain, Pacific Seeds, SeedNet, Nuseed, DuPont Pioneer, Bayer