

Variety	Maturity	Adj. Yield (t/ha)	% of Hindmarsh	Protein %	Colour	Hect kg/hl	Screenings %	Grade	Farmanco Economic Ranking
Hindmarsh	Early - Mid season	2.710	96%	13.4	64	63	27	BFED1	\$ 528
La Trobe	Early - Mid season	2.710	96%	15.3	64	62	23	BFED1	\$ 528
Rosalind	Mid-season	2.750	98%	15.1	62	57	23	BFED1	\$ 536
Spartacus	Early Season	2.810	100%	14.6	64	58	23	BFED1	\$ 548
Scope	Mid-season	3.090	110%	13.8	64	63	21	BFED1	\$ 603
Fathom	Early Season	3.300	117%	14.7	61	56	23	BFED1	\$ 644
Compass	Mid-season	4.050	144%	13.9	64	61	20	BFED1	\$ 790

Site affected by frost (P7 - 10) - including varieties Fathom, Rosalind and some of Hindmarsh control plots - soil type change to grey clay - farmer comment Hindmarsh most affected then Fathom/Rosalind similar.

Site Mean (t/ha)	2.96	Site Mean (t/ha)	\$576.00
Probability	0.701	Probability	0.701
Least significant difference 5%	4.175	Least significant difference 5%	\$643.60
CV %	21.8	CV %	21.8

#### Site Details

Soil Description: Red Loam  
 Date Sown: Thursday, 12 May 2016  
 Date Harvested: Tuesday, 8 November 2016  
 Seeding Rate: 40 kg/ha

#### Plot Dimensions

Length (m) 196  
 Width (m) 12.1  
 Plot Area (ha) 0.24  
 Conversion Factor 4.22

#### Rainfall Data

Growing Season (mm) 250  
 Site Yield (t/ha) 2.96  
 kg/mm - Rainfall 11.8

Month	Rainfall (mm)	Cumulative Growing Season Rainfall
January	42.6	
February	7.0	
March	50.8	
April	32.8	32.8
May	35.6	68.4
June	59.2	127.6
July	33.0	160.6
August	59.6	220.2
September	19.6	239.8
October	10.2	250
November	3.0	
Total	353.4	

Station: DAFWA Salmon Gums



#### PLATINUM SPONSORS

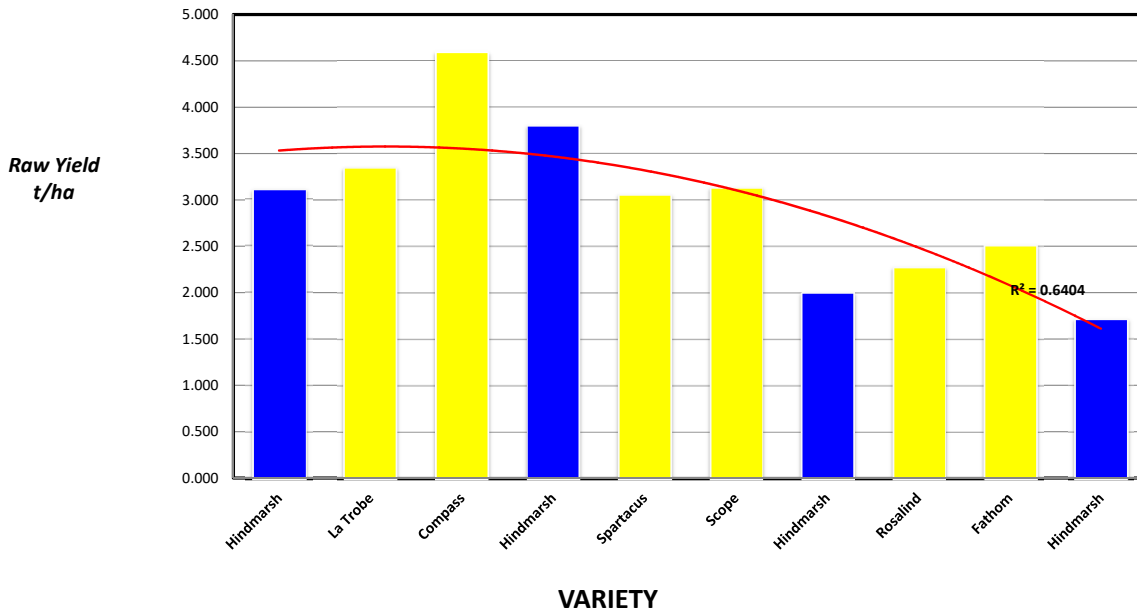


#### DIAMOND SPONSORS



Seed Company Sponsors: AGT, Intergrain, Pacific Seeds, SeedNet, Nuseed, DuPont Pioneer, Bayer

**2016 SEPWA BARLEY Variety Trial**  
**Sam Guest, Salmon Gums**



*Site affected by frost - plots 7 - 10 most noticeable - soil type change to grey clay - farmer comment Hindmarsh most affected then Fathom/Rosalind similar.*

Plot	Variety!	Yield (t/ha)	% of Site Mean
1	Hindmarsh	3.103	105%
2	La Trobe	3.348	113%
3	Compass	4.596	155%
4	Hindmarsh	3.803	129%
5	Spartacus	3.061	104%
6	Scope	3.137	106%
7	Hindmarsh	2.007	68%
8	Rosalind	2.277	77%
9	Fathom	2.513	85%
10	Hindmarsh	1.716	58%

*Affected by Frost*  
*Affected by Frost*  
*Affected by Frost*  
*Affected by Frost*



**Site Details**  
 Soil Description: Red Loam  
 Date Sown: Thursday, 12 May 2016  
 Date Harvested: Tuesday, 8 November 2016  
 Seeding Rate: 40 kg/ha

**Statistical Analysis**  
 Site Mean (t/ha) 2.96  
 Probability 0.701  
 Least significant difference 5% 4.175  
 CV % 21.8  
*R-squared value for Hindmarsh 0.7162*

**Plot Dimensions**

Length (m)	Width (m)	Area (m <sup>2</sup> )	Conversion Factor
196	12.1	0.24	4.22

**PLATINUM SPONSORS**



**DIAMOND SPONSORS**



**Seed Company Sponsors:** AGT, Intergrain, Pacific Seeds, SeedNet, Nuseed, DuPont Pioneer, Bayer

# HARVEST DATA - SEPWA Barley Variety Trial - S Guest Salmon Gums Harvested - 8th November 2016

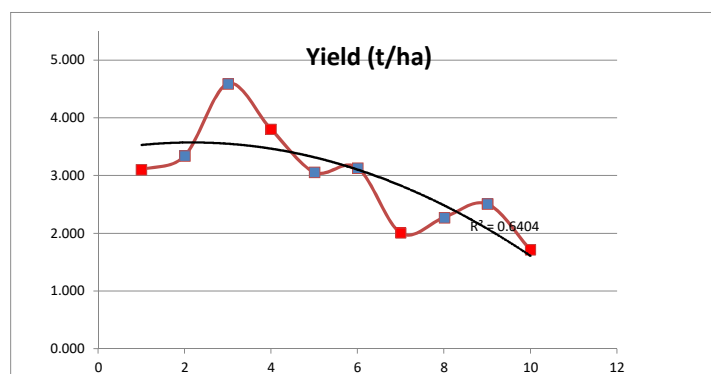
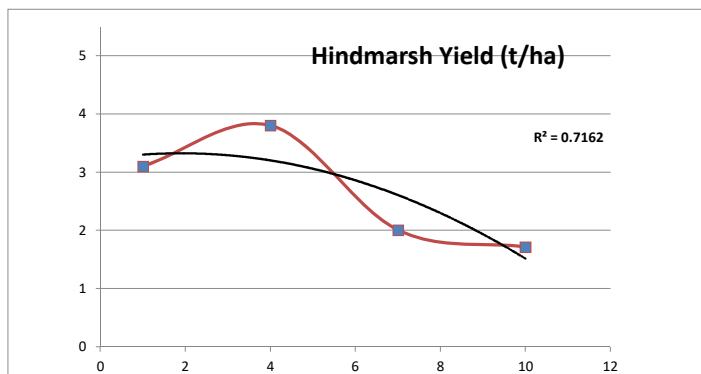


Plot	Variety!	Plot Length	Plot Width	Area (ha)	Weight (kgs)	Yield (t/ha)	Plot 2	% of Site Mean
1	Hindmarsh	196	12.1	0.24	736	3.103	1	105%
2	La Trobe	196	12.1	0.24	794	3.348	4	113%
3	Compass	196	12.1	0.24	1090	4.596	9	155%
4	Hindmarsh	196	12.1	0.24	902	3.803	16	129%
5	Spartacus	196	12.1	0.24	726	3.061	25	104%
6	Scope	196	12.1	0.24	744	3.137	36	106%
7	Hindmarsh	196	12.1	0.24	476	2.007	49	68%
8	Rosalind	196	12.1	0.24	540	2.277	64	77%
9	Fathom	196	12.1	0.24	596	2.513	81	85%
10	Hindmarsh	196	12.1	0.24	407	1.716	100	58%

Average of Yield (t/ha)	
Variety!	Total
Rosalind	2.277
Fathom	2.513
Hindmarsh	2.657
Spartacus	3.061
Scope	3.137
La Trobe	3.348
Compass	4.596
Grand Total	2.956

*Site affected bt frost - plots 7 - 10 most noticeable - soil type change to grey clay - farmer comment Hindmarsh most affected then Fathom/Rosalind similar.*

Plot	Variety!	Plot Length	Plot Width	Area (ha)	Weight (kgs)	Yield (t/ha)	Plot 2	% of Site Mean
1	Hindmarsh	196	12.1	0.24	736	3.1033901	1	105%
4	Hindmarsh	196	12.1	0.24	902	3.8033395	16	129%
7	Hindmarsh	196	12.1	0.24	476	2.0070838	49	68%
10	Hindmarsh	196	12.1	0.24	407	1.716141	100	58%



**PLATINUM SPONSORS**



**DIAMOND SPONSORS**



**Seed Company Sponsors: AGT, Intergrain, Pacific Seeds, SeedNet, Nuseed, DuPont Pioneer, Bayer**

# SEPWA Barley Variety Trials - Head Loss - Sam Guest

Date : 8th November, 2016

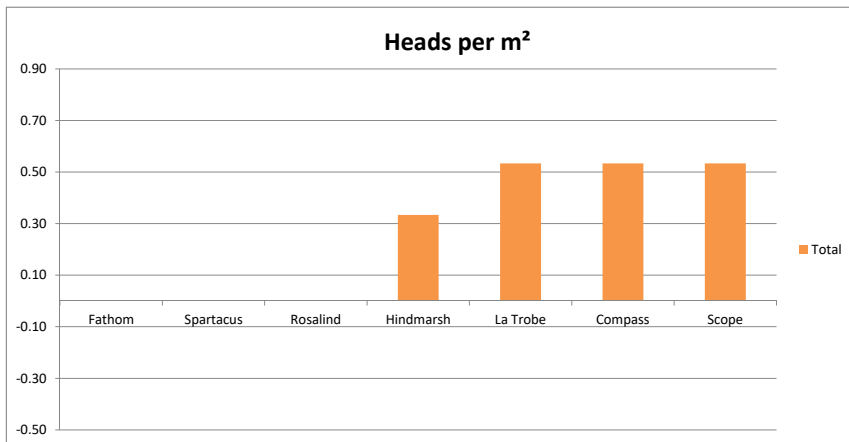


Plot	Variety!	Lodging Score	1	2	3	4	5	6	7	8	9	10	11	12	13	14	15	Total	Average per Quadrat	Row Spacing	Heads per m <sup>2</sup>
1	Hindmarsh	9	0	0	0	0	1	0	1	0	1	0	0	0	0	0	0	3	0.20	25	0.8
2	La Trobe	9	0	0	0	0	0	1	1	0	0	0	0	0	0	0	0	2	0.13	25	0.5
3	Compass	7	0	0	0	0	0	0	0	1	0	0	1	0	0	0	0	2	0.13	25	0.5
4	Hindmarsh	8	0	0	1	0	0	0	0	0	0	0	0	0	0	0	0	1	0.07	25	0.3
5	Spartacus	8	0	0	0	0	0	0	0	0	0	0	0	0	0	0	0	0	0.00	25	0.0
6	Scope	8	0	0	0	1	0	1	0	0	0	0	0	0	0	0	0	2	0.13	25	0.5
7	Hindmarsh	7.5	0	0	0	0	0	0	0	0	0	1	0	0	0	0	0	1	0.07	25	0.3
8	Rosalind	8	0	0	0	0	0	0	0	0	0	0	0	0	0	0	0	0	0.00	25	0.0
9	Fathom	9	0	0	0	0	0	0	0	0	0	0	0	0	0	0	0	0	0.00	25	0.0
10	Hindmarsh	8	0	0	0	0	0	0	0	0	0	0	0	0	0	0	0	0	0.00	25	0.0

Lodging Score—9:Erect, 5 : 45 degrees, 1 : Flat on Ground

Site affected bt frost - plots 7 - 10 most noticeable - soil type change to grey clay - farmer comment Hindmarsh most affected then Fathom/Rosalind similar.  
Low level of head loss

Variety	Heads per m <sup>2</sup>
Fathom	0.00
Spartacus	0.00
Rosalind	0.00
Hindmarsh	0.33
La Trobe	0.53
Compass	0.53
Scope	0.53
<b>Grand Total</b>	<b>0.29</b>



PLATINUM SPONSORS



DIAMOND SPONSORS



Seed Company Sponsors: AGT, Intergrain, Pacific Seeds, SeedNet, Nuseed, DuPont Pioneer, Bayer



COGGO