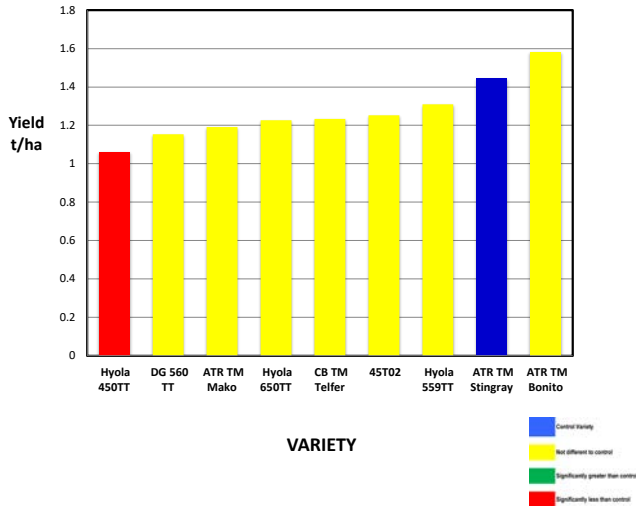
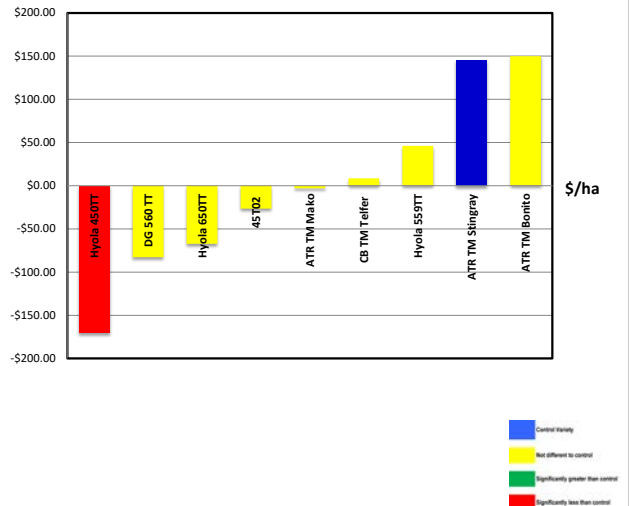


**2016 SEPWA Canola Variety Trial
Triazine
D Sanderson, Grass Patch**



**2016 SEPWA Canola Variety Trial - Triazine
Farmanco Income Ranking – Variety vs Site Average
D Sanderson, Grass Patch**



Variety	Triat	Maturity	Yield (t/ha)	% of ATR Stingray	Protein %	Oil %	Farmanco Economic Ranking
Hyola 450TT	Triazine, Hybrid	Mid - Mid Early	1.057	73%	18.2	47.5	\$549.64
DG 560 TT	Triazine, Hybrid	Long - mid season	1.162	80%	17.7	50.7	\$636.84
ATR TM Mako	Triazine, Open	Early - Early Mid	1.193	82%	17.6	50.1	\$716.58
Hyola 650TT	Triazine, Hybrid	Mid - season	1.231	85%	19.5	47.9	\$652.31
CB TM Telfer	Triazine, Open	Early - Early Mid	1.234	85%	18.2	48.7	\$728.07
45T02	Triazine, Hybrid	mid- long season	1.260	87%	18.7	50.8	\$693.13
Hyola 559TT	Triazine, Open	Early	1.318	91%	19.0	47.6	\$765.78
ATR TM Stingray	Triazine, Open	Early	1.452	100%	18.2	50.3	\$865.58
ATR TM Bonito	Triazine, Hybrid	Mid - season	1.589	109%	18.8	49.5	\$869.60

Yield, Protein and Oil adjusted for moisture - average moisture 5.6%

Site Mean (t/ha) 1.331
Probability 0.266
Least significant difference 5% 0.4634
CV % 6.7

Site Details

Soil Description: Sandy Loam over dome clay
Date Sown: 42485
Harvest Date: 42677
Seeding Rate: 2 kg/ha

Plot Dimensions

Length (m) 218
Width (m) 12
Plot Area (ha) 0.26
Conversion Factor 3.82

Rainfall Data

Growing Season (mm) 230.2
Site Yield (t/ha) 1.331
kg/mm - Rainfall 5.8

RAINFALL 2016 (mm)	January			
	February			
	March	29.2		
	April	34.6	34.6	
	May	52.2	86.8	
	June	28.2	115	
	July	56.8	171.8	
	August	37.6	209.4	
	September	19.4	228.8	
	October	1.4	230.2	
	November	-		
	Total	259.6		

Cumulative Growing Season Rainfall

Station: Grass Patch



PLATINUM SPONSORS

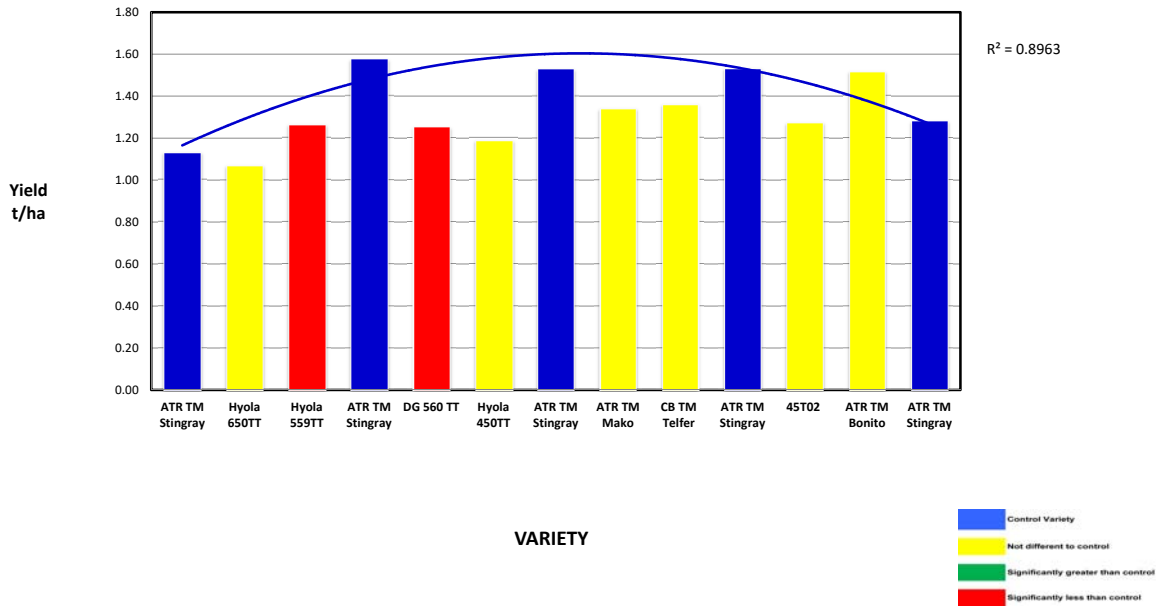


DIAMOND SPONSORS



Seed Company Sponsors: AGT, Intergrain, Pacific Seeds, SeedNet, Nuseed, DuPont Pioneer, Bayer

2016 SEPWA Canola Variety Trial
Triazine
D Sanderson, Grass Patch



Plot	Variety	Triat	Maturity	Yield (t/ha) (adj moisture)	% of Site Mean	Protein %	Oil %
1	ATR TM Stingray	Triazine, Open	Early	1.13	85%	18.4	50.1
2	Hyola 650TT	Triazine, Hybrid	Mid - season	1.07	80%	19.5	47.9
3	Hyola 559TT	Triazine, Open	Early	1.26	95%	19.0	47.6
4	ATR TM Stingray	Triazine, Open	Early	1.58	118%	18.1	50.3
5	DG 560 TT	Triazine, Hybrid	Long - mid season	1.25	94%	17.7	50.7
6	Hyola 450TT	Triazine, Hybrid	Mid - Mid Early	1.19	89%	18.2	47.5
7	ATR TM Stingray	Triazine, Open	Early	1.53	115%	18.5	49.7
8	ATR TM Mako	Triazine, Open	Early - Early Mid	1.34	101%	17.6	50.1
9	CB TM Telfer	Triazine, Open	Early - Early Mid	1.36	102%	18.2	48.7
10	ATR TM Stingray	Triazine, Open	Early	1.53	115%	18.4	50.3
11	45T02	Triazine, Hybrid	mid- long season	1.27	96%	18.7	50.8
12	ATR TM Bonito	Triazine, Hybrid	Mid - season	1.51	114%	18.8	49.5
13	ATR TM Stingray	Triazine, Open	Early	1.28	96%	18.4	50.3

Yield, Protein and Oil adjusted for moisture - average moisture 5.6 %

Site Mean (t/ha) 1.331
 Probability 0.266
 Least significant difference 5% 0.4634
 CV % 6.7
 R-squared value for Site 0.8963

Site Details

Soil Description: Sandy Loam over dome clay
 Date Sown: Monday, 25 April 2016
 Harvested Date: Thursday, 3 November 2016
 Seeding Rate: 2 kg/ha

Plot Dimensions

Length (m) 218
 Width (m) 12
 Plot Area (ha) 0.262
 Conversion Factor 3.82

Rainfall Data

Growing Season (mm) 230.2
 Site Yield (t/ha) 1.331
 kg/mm - Rainfall 5.8

RAINFALL 2015 (mm)	January			
	February			
	March	29.2		
	April	34.6	34.6	
	May	52.2	86.8	
	June	28.2	115	
	July	56.8	171.8	
	August	37.6	209.4	
	September	19.4	228.8	
	October	1.4	230.2	
	November	-		
	Total	259.6		

Cumulative Growing Season Rainfall

Station: Grass Patch



PLATINUM SPONSORS



DIAMOND SPONSORS



Seed Company Sponsors: Quaker Oats, Nuseed, Pacific Seeds, Canola Breeders of WA, Australian Grain Technologies, Heritage Seeds, Adelaide University and Intergrain

HARVEST DATA - SEPWA - Triazine Canola - D Sanderson

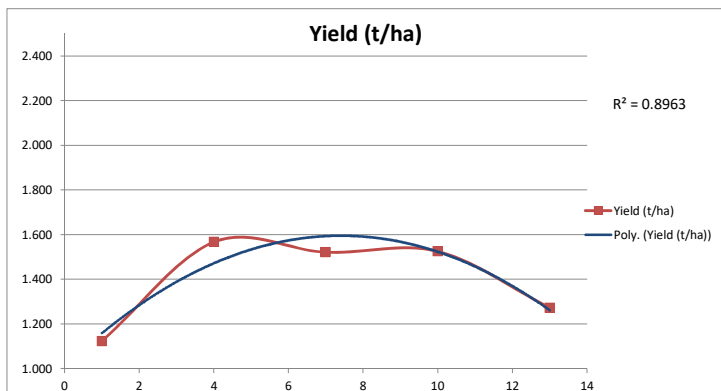
Harvest date - 3rd November 2016



Plot	Variety!	Plot Length	Plot Width	Area (ha)	Weight (kgs)	Yield (t/ha)	Plot 2	% of Site Mean
1	ATR TM Stingray	218	12	0.262	294	1.124	1	85%
2	Hyola 650TT	218	12	0.262	279	1.067	4	80%
3	Hyola 559TT	218	12	0.262	328	1.254	9	95%
4	ATR TM Stingray	218	12	0.262	410	1.567	16	118%
5	DG 560 TT	218	12	0.262	325	1.242	25	94%
6	Hyola 450TT	218	12	0.262	311	1.189	36	90%
7	ATR TM Stingray	218	12	0.262	398	1.521	49	115%
8	ATR TM Mako	218	12	0.262	350	1.338	64	101%
9	CB TM Telfer	218	12	0.262	355	1.357	81	102%
10	ATR TM Stingray	218	12	0.262	399	1.525	100	115%
11	45T02	218	12	0.262	331	1.265	121	95%
12	ATR TM Bonito	218	12	0.262	394	1.506	144	114%
13	ATR TM Stingray	218	12	0.262	333	1.273	169	96%

Average of Yield (t/ha)	
Variety!	Total
Hyola 650TT	1.07
Hyola 450TT	1.19
DG 560 TT	1.24
Hyola 559TT	1.25
45T02	1.27
ATR TM Mako	1.34
CB TM Telfer	1.36
ATR TM Stingray	1.4
ATR TM Bonito	1.51
Grand Total	1.33

Plot	Variety!	Plot Length	Plot Width	Area (ha)	Weight (kgs)	Yield (t/ha)	Plot 2	% of Site Mean
1	ATR TM Stingray	218	12	0.2616	294	1.124	1	85%
4	ATR TM Stingray	218	12	0.2616	410	1.567	16	118%
7	ATR TM Stingray	218	12	0.2616	398	1.521	49	115%
10	ATR TM Stingray	218	12	0.2616	399	1.525	100	115%
13	ATR TM Stingray	218	12	0.2616	333	1.273	169	96%



Rabobank

PLATINUM SPONSORS



DIAMOND SPONSORS



Seed Company Sponsors: AGT, Intergrain, Pacific Seeds, SeedNet, Nuseed, DuPont Pioneer, Bayer