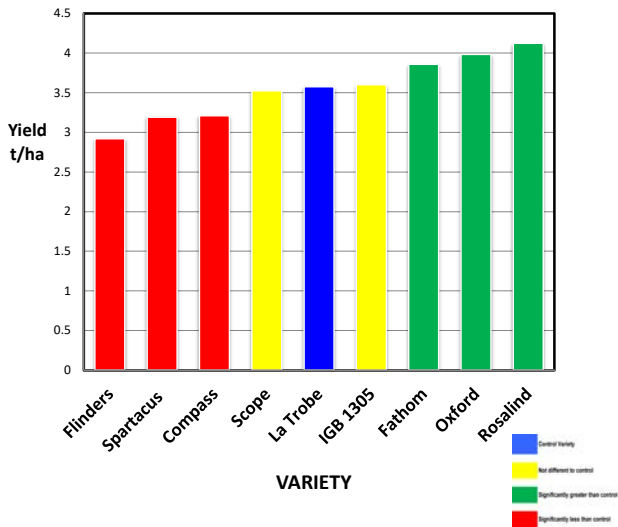
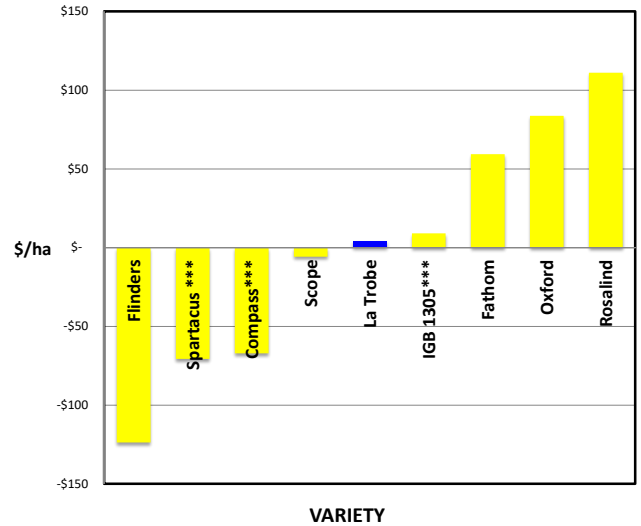


**2016 SEPWA BARLEY Variety Trial
 P Piggott, Coomalbidgup**



**2016 SEPWA BARLEY Variety Trial
 Farmanco Income Ranking – Variety vs Site Average
 P Piggott, Coomalbidgup**



Variety	Maturity	Yield (t/ha)	% of Baudin	Protein %	Colour	Hect kg/hl	Screenings %	Grade	Farmanco Economic Ranking
Flinders	Mid-late maturing	2.918	82%	8.2	57	65	6.3	BFED1	\$ 569
Spartacus ***	Early Season	3.190	89%	8.3	57	64	8.3	BFED1	\$ 622
Compass***	Mid-season	3.208	90%	8.1	56	62	7.4	BFED1	\$ 626
Scope	Mid-season	3.523	99%	7.9	57	63	12.0	BFED1	\$ 687
La Trobe	Early - Mid season	3.574	100%	8.3	56	63	8.3	BFED1	\$ 697
IGB 1305***	Mid-late maturing	3.599	101%	7.7	56	66	7.0	BFED1	\$ 702
Fathom	Early Season	3.857	108%	7.9	56	62	5.8	BFED1	\$ 752
Oxford	Mid- late season	3.982	111%	6.8	58	64	11.6	BFED1	\$ 776
Rosalind	Mid-season	4.122	115%	7.6	55	63	7.0	BFED1	\$ 804

*** denotes under Malt evaluation

Site Mean (t/ha) 3.559
 Probability 0.008
 Least significant difference 5% 0.263
 CV % 2.0

Site Details

Soil Description: Gravel/Loam
 Date Sown: Sunday, 1 May 2016
 Date Harvested: Thursday, 24 November 2016
 Seeding Rate: 70 kg/ha

Plot Dimensions

Length (m) 155
 Width (m) 12
 Plot Area (ha) 0.19
 Conversion Factor 5.38

Rainfall Data

Growing Season (mm) 478.4
 Site Yield (t/ha) 3.559
 kg/mm - Rainfall 7.44

Month	RAINFALL 2016 (mm)	Cumulative Growing Season Rainfall
January	42.6	
February	22.4	
March	85.4	
April	40.2	40.2
May	42	82.2
June	86.8	169
July	61.2	230.2
August	131	361.2
September	75.4	436.6
October	41.8	478.4
November	11	
Total	639.8	

Station: DAFWA Coomalbidgup



PLATINUM SPONSORS

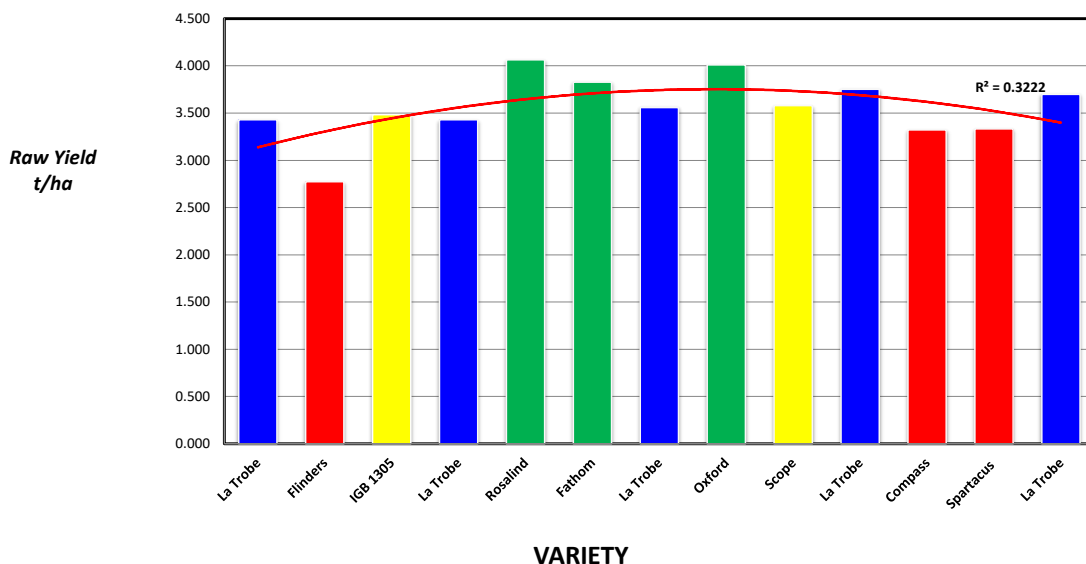


DIAMOND SPONSORS



Seed Company Sponsors: AGT, Intergrain,
 Pacific Seeds, SeedNet, Nuseed,
 DuPont Pioneer, Bayer

2016 SEPWA BARLEY Variety Trial
P Piggott, Coomalbidgup



Plot	Variety!	Yield (t/ha)	% of Site Mean
1	La Trobe	3.430	96%
2	Flinders	2.774	78%
3	IGB 1305	3.484	98%
4	La Trobe	3.430	96%
5	Rosalind	4.065	114%
6	Fathom	3.828	108%
7	La Trobe	3.559	100%
8	Oxford	4.011	113%
9	Scope	3.581	101%
10	La Trobe	3.753	105%
11	Compass	3.323	93%
12	Spartacus	3.333	94%
13	La Trobe	3.699	104%



Site Details

Soil Description: Gravel/Loam
 Date Sown: Sunday, 1 May 2016
 Date Harvested: Thursday, 24 November 2016
 Seeding Rate: 70 kg/ha

Statistical Analysis

Site Mean (t/ha) 3.559
 Probability 0.008
 Least significant difference 5% 0.2633
 CV % 2.0
R-squared value for La Trobe 0.8314

Plot Dimensions

Length (m) 155 Width (m) 12 Area (m2) 0.19 Conversion Factor 5.38

PLATINUM SPONSORS



DIAMOND SPONSORS



Seed Company Sponsors: AGT, Intergrain,
 Pacific Seeds, SeedNet, Nuseed,
 DuPont Pioneer, Bayer

HARVEST DATA - SEPWA Barley Variety Trial - P Piggott, Coomalbidgup Harvested - 24th November 2016

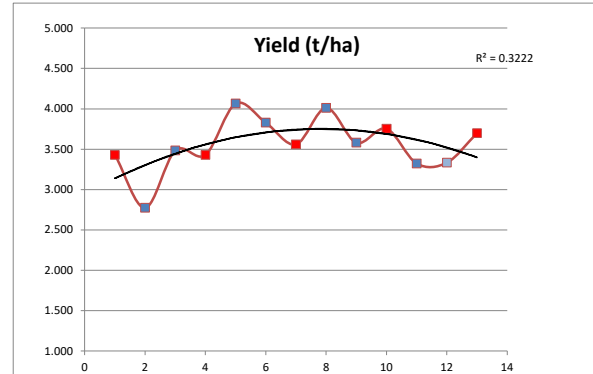
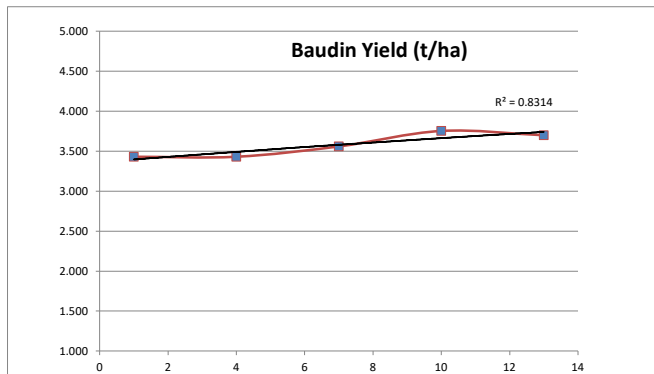


Plot	Variety!	Plot Length	Plot Width	Area (ha)	Weight (kgs)	Yield (t/ha)	Plot 2	% of Site Mean
1	La Trobe	155	12	0.186	638	3.430	1	96%
2	Flinders	155	12	0.186	516	2.774	4	78%
3	IGB 1305	155	12	0.186	648	3.484	9	98%
4	La Trobe	155	12	0.186	638	3.430	16	96%
5	Rosalind	155	12	0.186	756	4.065	25	114%
6	Fathom	155	12	0.186	712	3.828	36	108%
7	La Trobe	155	12	0.186	662	3.559	49	100%
8	Oxford	155	12	0.186	746	4.011	64	113%
9	Scope	155	12	0.186	666	3.581	81	101%
10	La Trobe	155	12	0.186	698	3.753	100	105%
11	Compass	155	12	0.186	618	3.323	121	93%
12	Spartacus	155	12	0.186	620	3.333	144	94%
13	La Trobe	155	12	0.186	688	3.699	169	104%

Average of Yield (t/ha)		
Variety!	Total	
Flinders	2.774	
Compass	3.323	
Spartacus IGB 1344	3.333	
IGB 1305	3.484	
La Trobe	3.574	
Scope	3.581	
Fathom	3.828	
Oxford	4.011	
Rosalind	4.065	
Grand Total	3.559	



Plot	Variety!	Plot Length	Plot Width	Area (ha)	Weight (kgs)	Yield (t/ha)	Plot 2	% of Site Mean
1	La Trobe	155	12	0.186	638	3.430	1	96%
4	La Trobe	155	12	0.186	638	3.430	16	96%
7	La Trobe	155	12	0.186	662	3.559	49	100%
10	La Trobe	155	12	0.186	698	3.753	100	105%
13	La Trobe	155	12	0.186	688	3.699	169	104%



PLATINUM SPONSORS



DIAMOND SPONSORS



Seed Company Sponsors: AGT, Intergrain, Pacific Seeds, SeedNet, Nuseed, DuPont Pioneer, Bayer

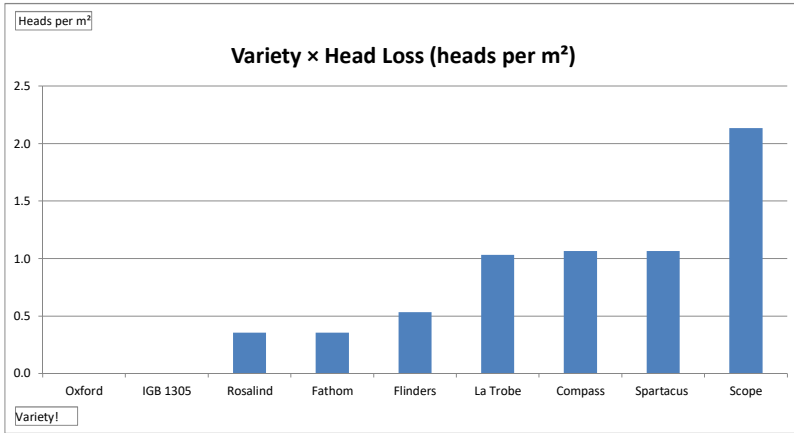
HARVEST DATA - SEPWA Barley Variety Trial - P Piggott, Coomalbidgup Harvested - 22nd November 2016



Plot	Variety!	Lodging Score	Extended Height (cm)				Headloss per m ²																									Average per Quadrat	Row Spacing	Heads per m ²				
			1	2	3	4	Average (cm)	1	2	3	4	5	6	7	8	9	10	11	12	13	14	15	16	17	18	19	20	21	22	23	24				25	Total		
1	La Trobe	8.0	55	60	60	60	59	0	0	0	0	1	0	0	0	2	0	0	0	0	0	0	0	0	0	0	0	0	0	0	0	0	0	0	3	0.1	22.5	0.5
2	Flinders	7.5	52	54	50	50	52	0	0	0	0	0	0	1	0	0	0	0	0	0	0	0	0	0	0	0	0	0	0	0	0	0	0	3	0.1	22.5	0.5	
3	IGB 1305	7.0	60	55	60	60	59	0	0	0	0	0	0	0	0	0	0	0	0	0	0	0	0	0	0	0	0	0	0	0	0	0	0	0	0	0.0	22.5	0.0
4	La Trobe	8.0	65	65	58	60	62	1	0	0	1	1	0	0	0	0	0	0	0	0	0	0	0	0	0	0	0	0	0	0	0	0	0	0	6	0.2	22.5	1.1
5	Rosalind	7.5	68	65	65	62	65	0	0	0	0	0	0	0	0	0	1	0	0	0	0	0	0	0	0	0	0	0	0	0	0	0	0	2	0.1	22.5	0.4	
6	Fathom	7.5	65	65	63	65	65	0	0	0	1	0	0	0	0	0	0	0	0	0	0	0	0	0	0	0	0	0	0	0	0	0	0	2	0.1	22.5	0.4	
7	La Trobe	8.0	62	60	60	61	61	0	0	0	1	0	0	0	0	0	2	0	0	0	0	0	0	0	0	0	0	0	0	0	0	0	0	6	0.2	22.5	1.1	
8	Oxford	8.5	55	53	55	55	55	0	0	0	0	0	0	0	0	0	0	0	0	0	0	0	0	0	0	0	0	0	0	0	0	0	0	0	0	0.0	22.5	0.0
9	Scope	7.0	68	68	70	68	69	0	0	0	1	0	0	0	1	0	2	1	1	1	2	0	0	0	0	0	0	0	0	0	0	0	0	12	0.5	22.5	2.1	
10	La Trobe	8.0	65	62	65	65	64	0	1	0	2	0	1	0	0	0	0	0	0	0	0	0	0	0	0	0	0	0	0	0	0	0	0	8	0.3	22.5	1.4	
11	Compass	6.5	65	70	70	68	68	0	0	1	0	1	0	0	0	0	0	0	0	0	0	0	0	0	0	0	0	0	0	0	0	0	0	6	0.2	22.5	1.1	
12	Spartacus	8.5	62	60	62	62	62	0	2	0	0	1	1	0	0	0	0	0	0	0	0	0	0	0	0	0	0	0	0	0	0	0	0	6	0.2	22.5	1.1	
13	La Trobe	7.5	62	60	62	62	62	0	1	0	1	0	0	0	0	0	0	0	0	0	0	0	0	0	0	0	0	0	0	0	0	0	6	0.2	22.5	1.1		

Lodging Score—9: Erect, 5 : 45 degrees, 1 : Flat on Ground
Some areas in Flinders, IGB 1305, Rosalind, Scope, La Trobe and Compass had areas fallen over due to straw strength (small areas)

Variety	Heads per m ²
Oxford	0.0
IGB 1305	0.0
Rosalind	0.4
Fathom	0.4
Flinders	0.5
La Trobe	1.0
Compass	1.1
Spartacus	1.1
Scope	2.1
Average	0.8



Variety	Extended Height (cm)
Flinders	52
Oxford	55
IGB 1305	59
La Trobe	61
Spartacus	62
Fathom	65
Rosalind	65
Compass	68
Scope	69
Average	62



PLATINUM SPONSORS



DIAMOND SPONSORS



Seed Company Sponsors: AGT, Intergrain, Pacific Seeds, SeedNet, Nuseed, DuPont Pioneer, Bayer



COGGO

HARVEST DATA - SEPWA Barley Variety Trial - P Piggott, Coomalbidgup

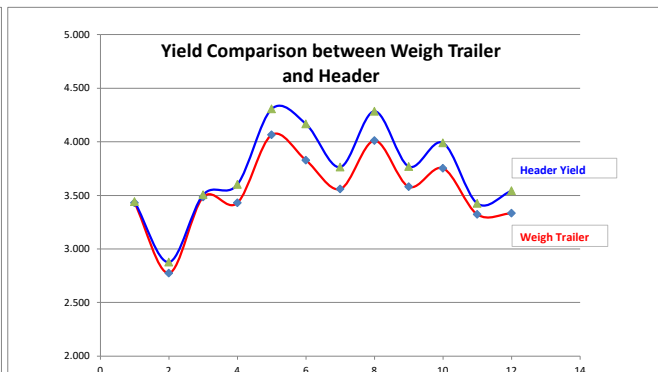
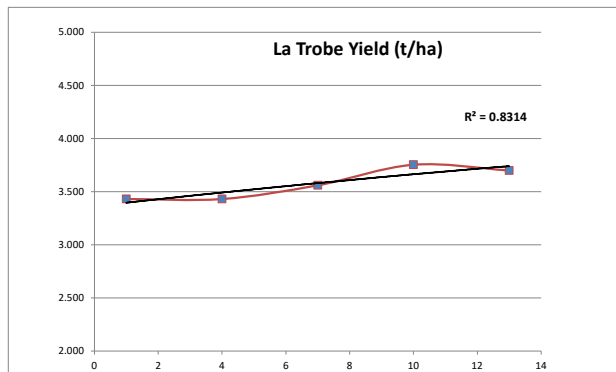
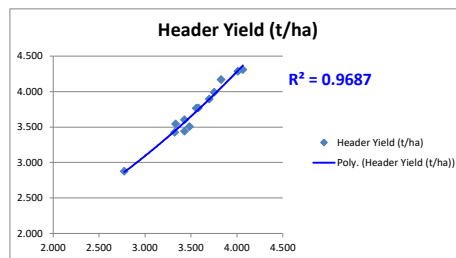
Harvested - 24th November 2016



Plot	Variety!	Plot Length	Plot Width	Area (ha)	Weight (kgs)	Yield (t/ha)	Plot 2	% of Site Mean	Header (kgs)	Header Yield (t/ha)	Header % Site Mean
1	La Trobe	155	12	0.186	638	3.430	1	96%	64000%	3.441	92%
2	Flinders	155	12	0.186	516	2.774	4	78%	53500%	2.876	77%
3	IGB 1305	155	12	0.186	648	3.484	9	98%	65200%	3.505	94%
4	La Trobe	155	12	0.186	638	3.430	16	96%	67000%	3.602	96%
5	Rosalind	155	12	0.186	756	4.065	25	114%	80100%	4.306	115%
6	Fathom	155	12	0.186	712	3.828	36	108%	77500%	4.167	112%
7	La Trobe	155	12	0.186	662	3.559	49	100%	70000%	3.763	101%
8	Oxford	155	12	0.186	746	4.011	64	113%	79700%	4.285	115%
9	Scope	155	12	0.186	666	3.581	81	101%	70100%	3.769	101%
10	La Trobe	155	12	0.186	698	3.753	100	105%	74200%	3.989	107%
11	Compass	155	12	0.186	618	3.323	121	93%	63700%	3.425	92%
12	Spartacus	155	12	0.186	620	3.333	144	94%	65900%	3.543	95%
13	La Trobe	155	12	0.186	688	3.699	169	104%	72400%	3.892	104%

Data		
Variety!	Weigh Trailer Yield (t/ha)	Header Yield (t/ha)
Flinders	2.774	2.876
Compass	3.323	3.425
Spartacus IGB 1344	3.333	3.543
IGB 1305	3.484	3.505
La Trobe	3.574	3.769
Scope	3.581	3.768
Fathom	3.828	4.167
Oxford	4.011	4.285
Rosalind	4.065	4.306
Grand Total	3.559	3.736

Plot	Variety!	Plot Length	Plot Width	Area (ha)	Weight (kgs)	Yield (t/ha)	Plot 2	% of Site Mean
1	La Trobe	155	12	0.186	638	3.430	1	96%
4	La Trobe	155	12	0.186	638	3.430	16	96%
7	La Trobe	155	12	0.186	662	3.559	49	100%
10	La Trobe	155	12	0.186	698	3.753	100	105%
13	La Trobe	155	12	0.186	688	3.699	169	104%



PLATINUM SPONSORS



DIAMOND SPONSORS



Seed Company Sponsors: AGT, Intergrain, Pacific Seeds, SeedNet, Nuseed, DuPont Pioneer, Bayer