

Variety	Maturity	Adj. Yield (t/ha)	% of Hindmarsh	Protein %	Colour	Hect kg/hl	Screenings %	Grade	Farmanco Economic Ranking
Rosalind	Mid-season	1.630	48%	10.7	54	58	27	BFED1	\$ 318
Spartacus	Early Season	1.728	51%	13.9	63	61	8	BFED1	\$ 337
Flinders	Mid-late maturing	2.135	63%	9.1	64	60	12	BFED1	\$ 416
La Trobe	Early - Mid season	2.204	65%	10.7	60	60	15	BFED1	\$ 430
Hindmarsh	Early - Mid season	2.296	68%	11.0	62	61	10	BFED1	\$ 448
Gairdner	Mid-season	2.456	72%	9.1	64	63	13	Malt2	\$ 496
Compass	Mid-season	2.640	78%	8.5	62	57	10	BFED1	\$ 515
Bass	Mid-season	2.778	82%	9.0	63	61	7	BFED1	\$ 542
Scope	Mid-season	3.099	91%	9.5	63	61	17	BFED1	\$ 604
Fathom	Early Season	3.390	100%	7.9	62	59	8	BFED1	\$ 661

Site Mean (t/ha) 2.754  
 Probability 0.002  
 Least significant difference 5% 0.4915  
 CV % 6.4

#### Site Details

Soil Description: Sand over Clay, Sandy Loam  
 Date Sown: Thursday, 5 May 2016  
 Date Harvested: Tuesday, 22 November 2016  
 Seeding Rate: 50 kg/ha

#### Plot Dimensions

Length (m) 363  
 Width (m) 12  
 Plot Area (ha) 0.44  
 Conversion Factor 2.30

#### Rainfall Data

Growing Season (mm) 237.4  
 Site Yield (t/ha) 2.754  
 kg/mm - Rainfall 11.60

RAINFALL 2016 ( mm )	January	111.8	
	February	58	
	March	72.2	
	April	17	17
	May	38.4	55.4
	June	56	111.4
	July	36	147.4
	August	59.8	207.2
	September	19.2	226.4
	October	11	237.4
	November	7.8	
	Total	487.2	

Cumulative Growing Season Rainfall

Station: Lake King (DAFWA)



#### PLATINUM SPONSORS



#### DIAMOND SPONSORS

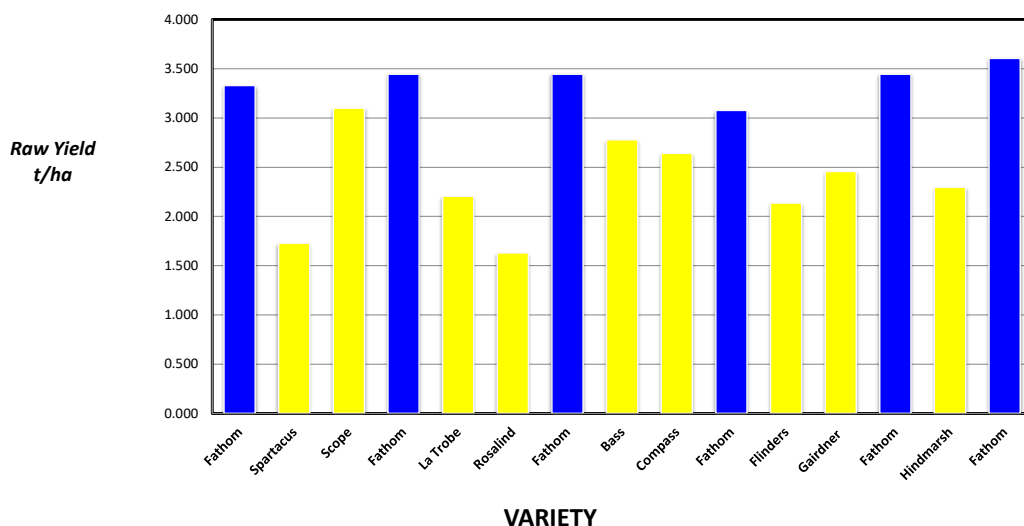


Seed Company Sponsors: AGT, Intergrain, Pacific Seeds, SeedNet, Nuseed, DuPont Pioneer, Bayer

### 2016 SEPWA BARLEY Variety Trial

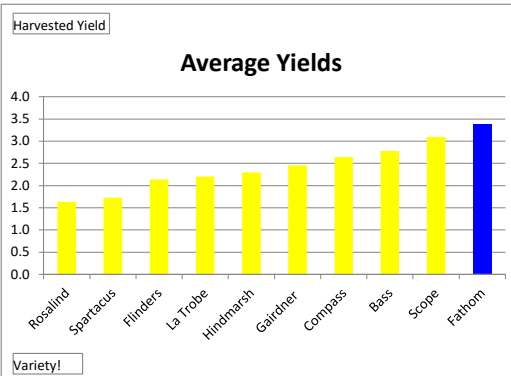
L Brownley, Lake King

*Not adjusted for frost*



*Farmer at harvest estimated percentage of plot affected by Frost - only visual assessment....have used upper limits of estimation.*

Plot	Variety!	Est. Frost affected (%)	Maturity	Harvested Yield (t/ha)	% of Site Mean
1	Fathom	5%	Early Season	3.329	121%
2	Spartacus	80%	Early Season	1.728	63%
3	Scope	5%	Mid-season	3.099	113%
4	Fathom	3%	Early Season	3.444	125%
5	La Trobe	30%	Early - Mid season	2.204	80%
6	Rosalind	70%	Mid-season	1.630	59%
7	Fathom	3%	Early Season	3.444	125%
8	Bass	5%	Mid-season	2.778	101%
9	Compass	10%	Mid-season	2.640	96%
10	Fathom	5%	Early Season	3.076	112%
11	Flinders	65%	Mid-late maturing	2.135	78%
12	Gairdner	30%	Mid-season	2.456	89%
13	Fathom	3%	Early Season	3.444	125%
14	Hindmarsh	50%	Early - Mid season	2.296	83%
15	Fathom	3%	Early Season	3.604	131%



#### Site Details

**Soil Description:** Sand over Clay, Sandy Loam  
**Date Sown:** Thursday, 5 May 2016  
**Date Harvested:** Tuesday, 22 November 2016  
**Seeding Rate:** 50 kg/ha

#### Plot Dimensions

Length (m)	Width (m)	Area (m2)	Conversion Factor
363	12	0.44	2.30

#### Statistical Analysis

**Site Mean (t/ha)** 2.754  
**Probability** 0.002  
**Least significant difference 5%** 0.4915  
**CV %** 6.4  
**R-squared value for Fathom** 0.2721

#### PLATINUM SPONSORS



#### DIAMOND SPONSORS



**Seed Company Sponsors:** AGT, Intergrain, Pacific Seeds, SeedNet, Nused, DuPont Pioneer, Bayer

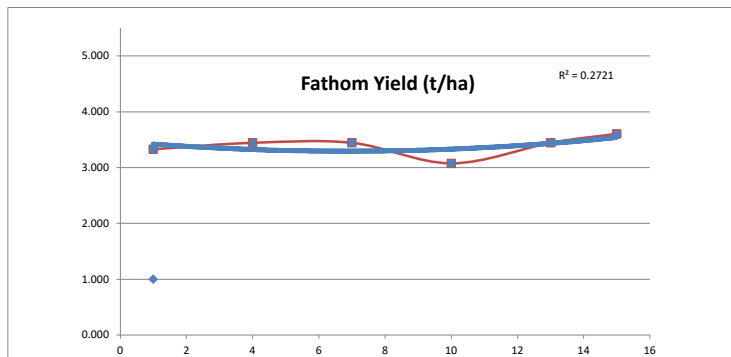
## HARVEST DATA - SEPWA Barley Variety Trial - L Brownley Lake King Harvested 22nd November, 2016

Plot	Variety!	Plot Length	Plot Width	Area (ha)	Weight (kgs)	Yield (t/ha)	% of Site Mean	Est. Frost affected (%)	Yield Loss re Frost	Plot 2
1	Fathom	363	12	0.436	1450	3.329	121%	5%	0.17	1
2	Spartacus	270	12	0.324	560	1.728	63%	80%	1.38	4
3	Scope	363	12	0.436	1350	3.099	113%	5%	0.15	9
4	Fathom	363	12	0.436	1500	3.444	125%	3%	0.10	16
5	La Trobe	363	12	0.436	960	2.204	80%	30%	0.66	25
6	Rosalind	363	12	0.436	710	1.630	59%	70%	1.14	36
7	Fathom	363	12	0.436	1500	3.444	125%	3%	0.10	49
8	Bass	363	12	0.436	1210	2.778	101%	5%	0.14	64
9	Compass	363	12	0.436	1150	2.640	96%	10%	0.26	81
10	Fathom	363	12	0.436	1340	3.076	112%	5%	0.15	100
11	Flinders	363	12	0.436	930	2.135	78%	65%	1.39	121
12	Gairdner	363	12	0.436	1070	2.456	89%	30%	0.74	144
13	Fathom	363	12	0.436	1500	3.444	125%	3%	0.10	169
14	Hindmarsh	363	12	0.436	1000	2.296	83%	50%	1.15	196
15	Fathom	363	12	0.436	1570	3.604	131%	3%	0.11	225

Harvested Yield	
Variety!	Total
Hindmarsh	2.296
Compass	2.640
La Trobe	2.204
Flinders	2.135
Fathom	3.390
Scope	3.099
Spartacus	1.728
Rosalind	1.630
Bass	2.778
Gairdner	2.456
Grand Total	2.754

Farmer at harvest estimated percentage of plot affected by Frost - only visual assessment....have used upper limits of estimation.

Plot	Variety!	Plot Length	Plot Width	Area (ha)	Weight (kgs)	Yield (t/ha)	% of Site Mean	Est. Frost affected (%)	Yield Loss re Frost	Plot 2
1	Fathom	363	12	0.436	1450	3.329	121%	5%	0.17	1
4	Fathom	363	12	0.436	1500	3.444	125%	3%	0.10	16
7	Fathom	363	12	0.436	1500	3.444	125%	3%	0.10	49
10	Fathom	363	12	0.436	1340	3.076	112%	5%	0.15	100
13	Fathom	363	12	0.436	1500	3.444	125%	3%	0.10	169
15	Fathom	363	12	0.436	1570	3.604	131%	3%	0.11	225



**PLATINUM SPONSORS**

Rabobank



**DIAMOND SPONSORS**



**Seed Company Sponsors: AGT, Intergrain, Pacific Seeds, SeedNet, Nuseed, DuPont Pioneer, Bayer**

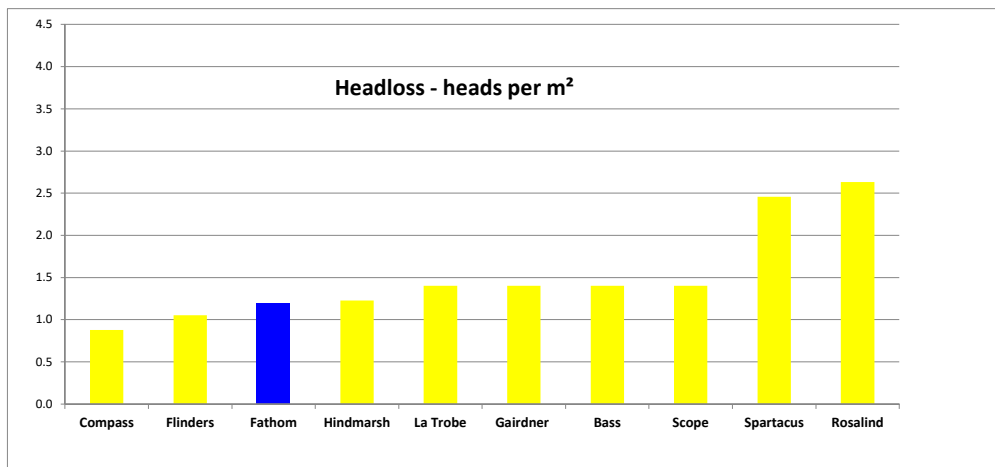
SEPWA Barley Variety Trials - Head Loss - L Brownley, Lake King  
Head Loss counts taken 1st December 2016 after harvest



Plot	Variety!	1	2	3	4	5	6	7	8	9	10	11	12	13	14	15	16	17	18	19	Average per Quadrat	Row Spacing	Heads per m <sup>2</sup>	HeadLoss Fathom
1	Fathom	0	1	1	0	0	0	0	1	0	0	1	0	1	0	0	0	1	0	1	0.4	30	1	1.228
2	Spartacus	2	2	1	0	0	0	1	1	2	1	0	0	1	2	0	0	0	1	0	0.7	30	2	
3	Scope	0	0	1	0	1	0	0	1	1	1	0	1	0	0	0	1	0	1	0	0.4	30	1	
4	Fathom	0	1	2	0	0	1	0	0	1	1	0	1	0	1	0	0	0	0	0	0.4	30	1	1.404
5	La Trobe	0	0	0	2	0	0	0	1	1	0	2	0	1	0	0	0	1	0	0	0.4	30	1	
6	Rosalind	0	1	2	3	0	1	2	1	1	0	0	1	2	0	0	1	0	0	0	0.8	30	3	
7	Fathom	1	0	0	0	1	1	0	0	0	1	0	1	1	0	0	0	0	0	0	0.3	30	1	1.053
8	Bass	1	2	0	0	0	0	0	1	0	0	1	0	0	1	0	1	0	1	0	0.4	30	1	
9	Compass	0	0	0	0	0	0	0	1	1	0	0	0	0	1	0	0	1	1	0	0.3	30	1	
10	Fathom	0	0	0	1	0	1	0	1	0	2	0	0	0	0	0	0	1	0	0	0.3	30	1	1.053
11	Flinders	0	0	0	0	1	0	0	1	0	1	1	1	0	0	0	0	1	0	0	0.3	30	1	
12	Gairdner	1	0	1	1	0	0	1	0	1	0	0	0	0	1	0	1	1	0	0	0.4	30	1	
13	Fathom	0	1	0	0	0	0	0	1	0	0	1	0	0	1	0	1	1	0	0	0.3	30	1	1.053
14	Hindmarsh	0	0	0	1	0	1	1	0	0	0	0	0	0	0	1	1	0	2	0	0.4	30	1	
15	Fathom	0	0	1	0	0	0	1	1	0	1	0	1	1	2	0	0	0	0	0	0.4	30	1	1.404

Row Labels	Heads per m <sup>2</sup>
Compass	0.9
Flinders	1.1
Fathom	1.2
Hindmarsh	1.2
La Trobe	1.4
Gairdner	1.4
Bass	1.4
Scope	1.4
Spartacus	2.5
Rosalind	2.6
<b>Grand Total</b>	<b>1.4</b>

Note : Spartacus and Rosalind were worst hit with frost - counts done after harvest  
Headloss - low levels of loss



PLATINUM SPONSORS



DIAMOND SPONSORS



Seed Company Sponsors: AGT, Intergrain, Pacific Seeds, SeedNet, Nuseed, DuPont Pioneer, Bayer