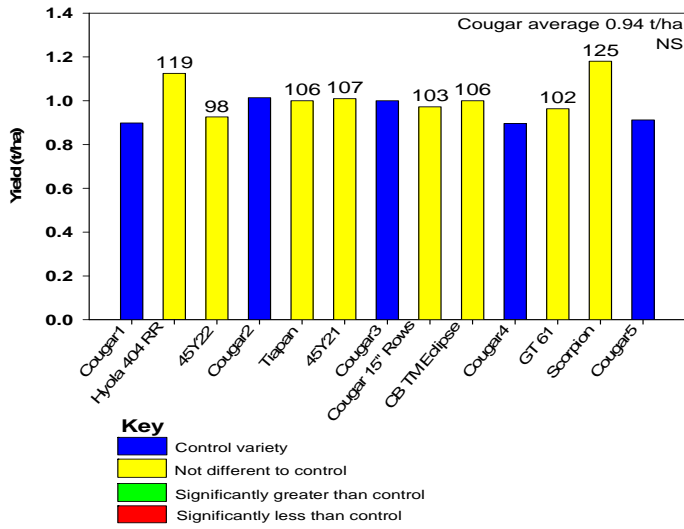


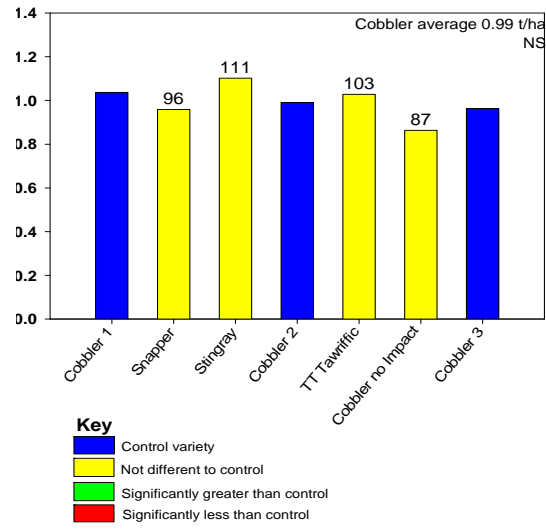
2011 SEPWA CANOLA VARIETY TRIAL - FELS, WITTENOOM HILLS  
ALL VARIETIES and SYSTEMS  
Harvested 8<sup>th</sup> November, 2011



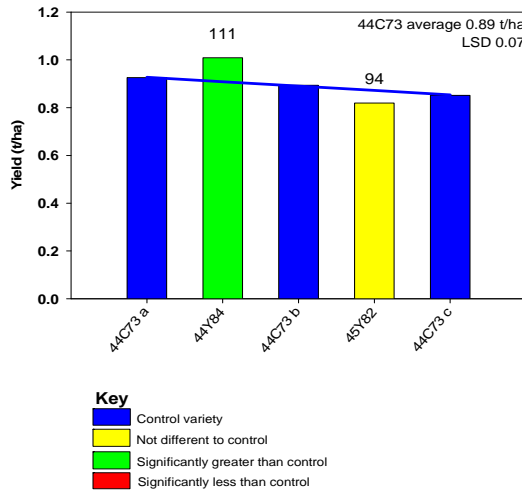
2011 SEPWA Canola trial - Fels Neridup



2011 SEPWA Canola trial - Fels Neridup



2011 SEPWA Canola trial - Fels Neridup



\*Yield expressed as percentage of Cougar (RR), ATR Cobbler (TT), 44C73 (CLF) and Garnet (Conv)  
Site Mean (t/ha) 0.902

Sowing Date  
Harvested Date

Friday, 20 May 2011  
Tuesday, 8 November 2011

Plot	Variety	Trait	Adjusted Yield t/ha	% of Control	Moisture %	Protein %	Oil %	Farmanco Economic Ranking
2	Hyola 404 RR	RR	1.13	119	6.7%	19.9%	44.6%	\$485
3	45Y22	RR	0.93	98	7.2%	19.3%	43.4%	\$373
5	Tiapan	RR	1.00	106	7.0%	20.1%	42.3%	\$413
6	45Y21	RR	1.01	107	7.3%	20.8%	42.3%	\$408
7	Cougar	RR	0.94	100	8.1%	20.5%	42.4%	\$386
8	Cougar 15" Rows	RR	0.97	103	7.2%	20.3%	41.2%	\$391
9	CB™ Eclipse	RR	1.00	106	7.3%	19.7%	41.6%	\$398
11	GT 61	RR	0.96	102	7.2%	18.8%	42.9%	\$399
12	Scorpion	RR	1.18	125	6.8%	20.4%	43.9%	\$519
13	Cougar	RR	0.94	100	7.0%	21.4%	41.9%	\$382
1	ATR™ Cobbler	TT	1.00	100	7.0%	19.7%	44.6%	\$531
2	Snapper	TT	0.96	96	6.5%	18.5%	46.5%	\$509
3	Stingray	TT	1.10	111	6.5%	19.0%	45.5%	\$590
5	TT Tawriffic	TT	1.03	103	6.8%	19.6%	44.7%	\$548
6	ATR™ Cobbler minus Impact	TT	0.86	87	6.7%	19.3%	44.3%	\$454
7	ATR™ Cobbler	TT	1.00	100	6.7%	19.8%	44.6%	\$531
2	44Y84	CLF	0.99	111	6.7%	21.3%	42.7%	\$451
3	44C73	CLF	0.89	100	6.7%	19.8%	42.8%	\$448
4	45Y82	CLF	0.84	94	7.0%	20.8%	42.0%	\$362
5	44C73	CLF	0.89	100	7.3%	20.0%	41.8%	\$441
1	Garnet	CONV	1.06	100	7.0%	19.6%	42.2%	\$556

\*Canola \$545/t  
 \*CAG Discount \$40/t  
 \*Includes Oil Increments  
 \*System Cost Included:  
 (Seed, TUA & Chemical)  
 Low - Conv OP's \$26/ha  
 High - RR Hybrids \$104/ha

RAINFALL 2011 (mm)	January	February	March	April	May	June	July	August	September	October	November	Total
	22	16	19	11	45	26	50	44	28	54	35	350
				11	56	82	132	176	204	258		

Cumulative Growing Season Rainfall

