

Leaf Rust in Barley 2011

Background, Aims and Method



Background

Leaf rust in barley (*Puccinia hordei*) occurred at epidemic levels in 2010 across many areas of northern NSW and southern Qld. This epidemic was driven by a combination of:

1. **Widespread susceptible host** – Grout® was a dominant variety rated as very susceptible (VS) to leaf rust
2. **Large amounts of disease inoculum** – leaf rust was widespread in barley in the region the previous season
3. **Favourable conditions for disease development** – 2010 was a season with above average to record levels of rainfall during August and September combined with record high minimum temperatures during September

Commercial experience from 2010 indicated that fungicides such as Tilt® or Folicur® (both registered in barley but without claims for leaf rust control) provided very poor efficacy against this disease.

Aims

1. To screen the range of currently available fungicides for efficacy against leaf rust in barley
2. To compare leaf rust control between single and multiple applications
3. To quantify the overall level of yield, grain quality and economic cost
4. To improve our understanding of leaf rust management in barley

Leaf Rust in Barley 2011

Background, Aims and Method

Method

A program of six trials was planned in commercial barley crops from Gunnedah in the south to the Darling Downs. Five sites were selected in paddocks of Grout¹, the most susceptible variety with a rating of VS (very susceptible) with the sixth site in a paddock of Commander¹, rated S (susceptible).

Leaf rust did not develop, even in the variety Grout¹, at either of the Gunnedah sites. Consequently these trials were not sprayed. The sites at Macalister and Allora, Qld and North Star and Yallaroi, NSW were sprayed when leaf rust was first detected in either the surrounding commercial crop or the pegged out trial area.

Treatments

Treatment Number	Product	Rate (mL/ha)	Adjuvant	Application Timing	Approximate product cost \$/ha
1	Untreated	-	-	-	-
2	Triazole Pro	High label rate	-	1	\$6.50
3	Tilt [®] Xtra	250	-	1	\$9.00
4	Tilt Xtra	250	Bonza 0.5%	1	\$9.00
5	Tilt Xtra	500	-	1	\$18.00
6	Tilt Xtra x 2	250	-	1 & 2	\$18.00
7	Triazole Teb	High label rate	-	1	\$4.50
8	Opus [®]	500	-	1	\$16.00
9	Amistar [®] Xtra	200	Adigor 2%	1	\$10.50
10	Amistar Xtra	400	Adigor 2%	1	\$21.00
11	Opera [®]	500	-	1	\$19.00
12	Prosaro [®]	300	-	1	\$18.00

Treatments 2 and 7 are common fungicides, registered for use in barley but without a leaf rust control claim. These were included for benchmarking purposes.

Application Timings

Timing 1 = first sign of leaf rust

Timing 2 = ~21 days after timing 1 (two applications of Tilt Xtra 250 mL were applied in Trt 6)

Assessments

The four sprayed trials were assessed for % leaf area diseased due to either leaf rust, or spot form net blotch (SFNB), on the top 2 -3 leaves. The trials at Macalister and Allora on the Darling Downs both developed moderate levels of leaf rust with no SFNB present. The trial near Yallaroi developed low levels of both leaf rust and SFNB. The trial near North Star developed only low levels of SFNB, despite leaf rust presence in the surrounding commercial crop. All sites were harvested using small plot headers with grain quality also assessed.

Results in a Nutshell

Disease level comments

- Despite the majority of sites being in paddocks of Grout 15 (rated VS for leaf rust), only moderate levels of leaf rust developed in the two Qld trials and very low levels at Yallaroi
- Leaf rust appeared to develop much more slowly than in 2010 and did not increase rapidly until late September/early October

Leaf rust control

- It appeared that the Timing 1 applications, made on the first sign of leaf rust, were up to a month earlier than when leaf rust became most active
- The most effective control was obtained from two applications of fungicide (Tilt Xtra 250 mL) with the second timing much closer to the start of more active disease development
- Amistar Xtra 400 mL provided the best efficacy from a single application
- At the highest disease pressure site, all fungicides reduced leaf rust levels by ~45-65% even when applied at least 4 weeks prior to rapid disease development
- Fungicides with leaf rust claims provided more consistent leaf rust suppression than Triazole Teb and Triazole Pro, both registered for use in barley, but without a leaf rust label claim

Yield

- There was no significant difference in yield in any of the trials
- At the highest disease pressure site (Macalister) there was a trend to a yield benefit from all fungicide treatments (mean 9%, range 6-17%)

Grain quality

- Grain size was significantly reduced at the highest disease site. Grain from the Untreated plots was significantly lower in % retention and higher in % screenings than 8 of the 11 fungicide treatments.

The major question - why was leaf rust a much bigger issue in 2010?

The concern after 2010 was that once leaf rust became well established it was nearly impossible to manage. As a result, the approach taken in 2011 was to spray at first sign of leaf rust presence in a very susceptible or susceptible variety.

However despite having a very susceptible host and the presence of inoculum in the crop, leaf rust was only a minor disease issue in 2011.

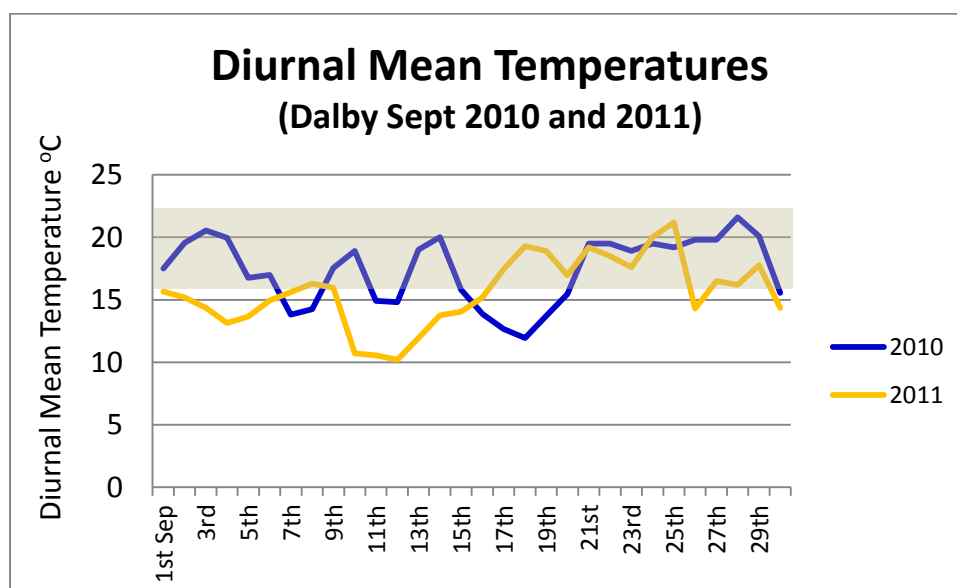
Disease epidemics rely on having a susceptible host, plentiful inoculum and conducive conditions for disease development.

Susceptible host: the majority of trials in 2011 were in paddocks of Grout¹⁰ with the disease actually present in the surrounding crop.

Plentiful inoculum: very hard to quantify but above average rainfall was recorded in summer 2010/11. This should have provided ample opportunity for volunteer barley plants and the over-summering of leaf rust inoculum. In addition leaf rust inoculum was present at most sites.

Conducive conditions: appears that the conditions in September 2010 were much more suitable for leaf rust development than in 2011 with the two most likely factors being rainfall and temperature. Rainfall in many areas of southern Qld was at record highs in 2010 and certainly much closer to average in 2011. However in northern NSW rainfall was well above average during both years.

International literature indicates that for rapid disease development, leaf rust requires temperatures ~6 °C warmer than for stripe rust in wheat. Diurnal means (daily average of maximum and minimum) of ~16-22 °C are often cited as ideal for leaf rust development with stripe rust preferring ~10-16 °C. Mean minimum monthly temperatures were at record highs in many parts of northern NSW and southern Qld in September 2010. At Dalby in September 2010, the mean minimum temperature was 12.0 °C compared to 6.9 °C in 2011 and a long term mean of 8.8 °C. In the first half of September 2010 the mean minimum was 11.4 °C compared to only 5.6 °C in 2011. The graph below shows the diurnal mean temperatures at Dalby in September 2010 and 2011. The shaded rectangle indicates the ideal temperature conditions for leaf rust development.



Leaf Rust in Barley 2011


Results in a Nutshell

Low minimum temperatures may explain why leaf rust has only infrequently been a major issue of barley in the north. In 'average' seasons, barley is already starting to mature or even senesce just as temperatures become more favourable for rapid disease development. In contrast, in 2010 leaf rust started to develop rapidly from early September combined with later maturing and high yielding crops driven by the record spring rainfall.

Overall:

- 1. All fungicides provided useful levels of leaf rust suppression, even when rapid disease development did not occur until ~3-5 weeks after application**
- 2. Crops should be monitored for the presence of leaf rust and fungicides applied in the early stages of epidemic development**
- 3. Leaf rust management strategies should focus on; selecting barley varieties with increased resistance, reducing the green-bridge (rusts need live plants to over-summer) and the use of fungicides as early as possible during active disease development**
- 4. Leaf rust in barley is likely to be a bigger threat in years with above average diurnal mean temperatures in spring, particularly when combined with late maturing crops and good moisture availability**

Acknowledgment: Thanks to Greg Platz (Principal Pathologist, DAFF Qld) for report review and suggestions

 Varieties displaying this symbol beside them are protected under the Plant Breeders Rights Act 1994

® Registered trademark

Trial: RH1114

Location: "Graigue", ~15 km south west of North Star, NSW

Planting date: 22/5/2011

Plot size: 12 x 4m on 33cm row spacings

Trial design: Randomised complete block with four replicates

Spray parameters: AIXR110015 at 70 L/ha (300 kPa and 10.3 km/hr)

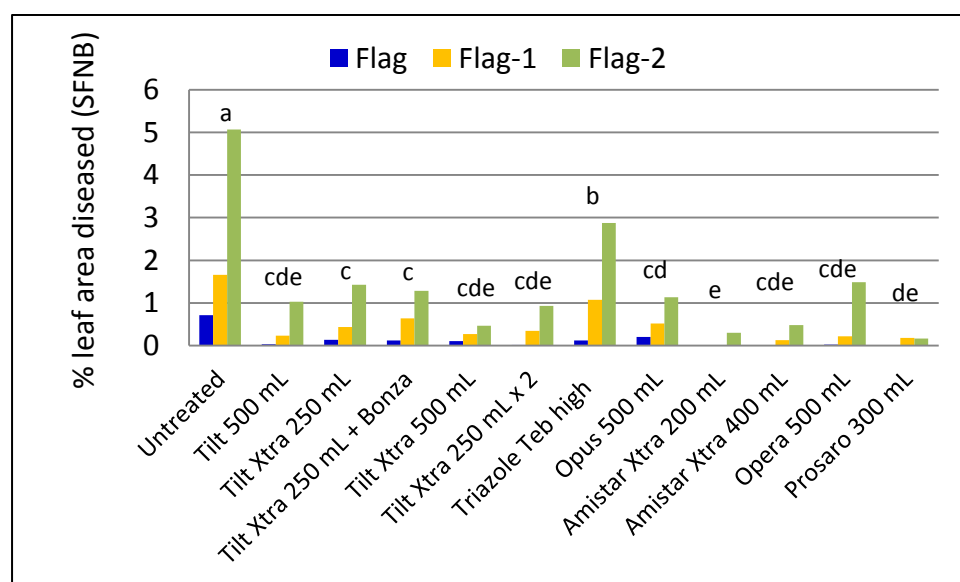
Variety: Grout

		Crop stage	Leaf rust level	SFNB
Spray timing 1:	24/8/2011	~GS49 (awns visible)	Nil	Present
Spray timing 2:	15/9/2011	~GS59-65 (heads fully emerged)	Nil	Present

Leaf rust comments:

At Timing 1, leaf rust could be found in the commercial paddock but was not detected in the trial area. There was still no leaf rust apparent on the 5th of September with disease levels also unchanged in the commercial paddock. No leaf rust was found in this trial at any assessment.

Spot form net blotch (*Pyrenophora teres* f *sp maculata*) was the only disease found in this trial. The graph below shows the level of SFNB diseased leaf area on the 20th of September (27DAT1, 5DAT2).

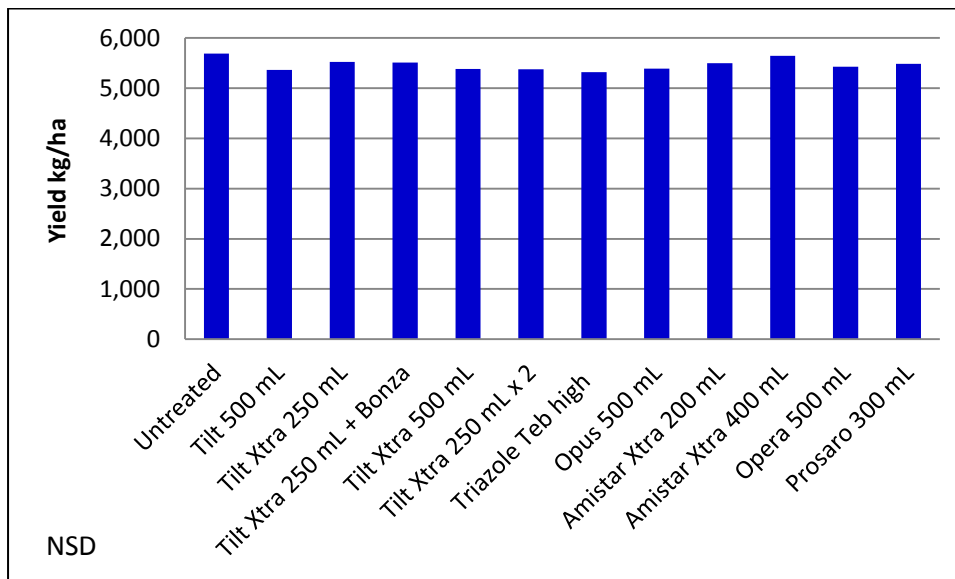


Letters of comparison are for the mean of the top 3 leaves, $p=0.05$. Treatments sharing the same letter are not significantly different

Key messages – SFNB disease severity:

- SFNB levels were very low with significant suppression from all fungicides
- Amistar Xtra 200 mL and Prosaro 300 mL provided the most effective suppression of SFNB with lowest levels of activity from the unregistered Triazole Teb at the high label rate

Yield:



Harvested 24th of October, cv 6%

Grain quality:

Grain analysis showed no significant difference in test weight, protein, retention or screenings. Mean test weight 65 kg/hL, mean protein 9%, mean retention 97%, screenings <1%

Key messages – yield and grain quality:

- There was no significant impact from any fungicide treatment on yield
- There was no significant impact from any fungicide treatment on grain quality

Conclusion:

No leaf rust data was generated in this trial despite a low level being apparent in the surrounding commercial paddock in late August and the VS (very susceptible) rating of the variety Grout. Disease control data was generated on SFNB with the best performance from Amistar Xtra 200 mL and Prosaro. Triazole Teb does not have a SFNB label claim and at the high label rate it was the weakest fungicide on this disease. Considering the very low disease pressure, it was not surprising that there was no impact on yield or grain quality from any fungicide.

Acknowledgments: Thanks to Doug Makim (trial co-operator) and Rachel Norton (NGA) for field activity